



**Truck Driver Institute**  
**723 East Lake Ave # L, Watsonville, CA 95076**  
**Phone: 831 724-6100 www. Truckdriveinstitute.com**

**SCHOOL PERFORMANCE FACT SHEET**  
**CALENDAR YEAR 2019 & 2020**

**Semi-Tractor Trailer Driver (180 Hour)**


**On-Time Completion Rates (Graduation Rates)**

Includes data for the two calendar years prior to reporting.

Calendar Year	Number of Students Who Began Program		Students Available for Graduation	Number of On-Time Graduates	On-Time Completion Rate
2019	133		121	121	83%
2020	122		110	110	91%

**Student's Initials:** \_\_\_\_\_ **Date:** \_\_\_\_\_

**Initial only after you have had sufficient time to read and understand the information.**



**Truck Driver Institute**  
**723 East Lake Ave # L, Watsonville, CA 95076**  
**Phone: 831 724-6100 www. Truckdriveinstitute.com**

**Job Placement Rates (include data for the two calendar years prior to reporting)**

Calendar Year	Number of Students Who Began Program	Number of Graduates	Graduates Available for Employment	Graduates Employed in the Field	Placement Rate % Employed in the Field
2019	133	121	121	121	100%
2020	122	110	110	110	100%

Students are entitled to a list of the job classifications considered to be in the field of this educational program.

To obtain this list, please ask an institutional representative.      Students Initials: \_\_\_\_\_ Date: \_\_\_\_\_



**Truck Driver Institute**  
**723 East Lake Ave # L, Watsonville, CA 95076**  
**Phone: 831 724-6100 www. Truckdriveinstitute.com**

**License Examination Passage Rates (Include data for the two calendar years prior to reporting)**

Calendar Year	Number of Graduates in Calendar Year	Number of Graduates Taking Exam	Number Who Passed First Available Exam	Number Who Failed First Available Exam	Passage Rate
2019	121	121	121	0	100%
2020	110	110	110	0	100%

Licensure examination Passage data is not available from state agency administering the examination. We are unable to collect data from 0 graduates.

**Students Initials:** \_\_\_\_\_ **Date:** \_\_\_\_\_

**Initial only after you have had sufficient time to read and understand the information.**

-----



**Truck Driver Institute**  
**723 East Lake Ave # L, Watsonville, CA 95076**  
**Phone: 831 724-6100 www. Truckdriveinstitute.com**

**Salary and Wage Information (includes data for the two calendar years prior to reporting)**

**Annual Salary and wages reported for graduates employed in the field.**

Calendar Year	Graduates Available for Employment	Graduates Employed in Field	\$20,001 - \$25,000	\$35,001 - \$40,000	\$40,001 - \$45,000	\$45,001 - \$50,000	No Salary Information Reported
2019	121	121	0	0	121	0	0
2020	110	110	0	0	110	0	0

A list of sources used to substantiate salary disclosures is available from the school contact me. 831 724-6100.

**Students Initials: \_\_\_\_\_ Date: \_\_\_\_\_**

**Initial only after you have had sufficient time to read and understand the information.**


**Cost of Educational Program**

Total charges for the program for student completing on-time in 2019 \$ 4800.00 Additional charges may be incurred if the program is not completed on-time.

Total charges for the program for student completing on-time in 2020 \$ 4800.00 Additional charges may be incurred if the program is not completed on-time.

**Students Initials: \_\_\_\_\_ Date: \_\_\_\_\_**

**Initial only after you have had sufficient time to read and understand the information.**



**Truck Driver Institute**  
**723 East Lake Ave # L, Watsonville, CA 95076**  
**Phone: 831 724-6100 [www. Truckdriveinstitute.com](http://www.Truckdriveinstitute.com)**

Students at **Truck Driver Institution** are not eligible for federal student loans. This institution does not meet the U.S. Department of Education criteria that would allow its students to participate in federal student aid program.

**Students Initials:** \_\_\_\_\_ **Date:** \_\_\_\_\_

**Initial only after you have had sufficient time to read and understand the information.**

The fact sheet is filed with the Bureau for Private Postsecondary Education. Regardless of my information you may have relating to completion rates, placement rates, starting salaries, or license exam passage rates, this fact sheet contains the information as calculated pursuant to state law.

Any questions a student may have regarding this fact sheet that have not been satisfactorily answered by the institution may be directed to the Bureau for Private Postsecondary Education at 1747 North Market Blvd Suite 225, Sacramento, CA 958834, [www.bppe.ca.gov](http://www.bppe.ca.gov), toll-free telephone number (888) 370-7589 or by fax (916 ) 263-1897.


\_\_\_\_\_  
Student Name-Print

\_\_\_\_\_  
Student Signature

\_\_\_\_\_  
Date

\_\_\_\_\_  
School Official

\_\_\_\_\_  
Date




**Truck Driver Institute**  
**723 East Lake Ave # L, Watsonville, CA 95076**  
**Phone: 831 724-6100 [www. Truckdriveinstitute.com](http://www.Truckdriveinstitute.com)**

---

### **Definitions**


- “Number of Students Who Began the Program” means the number of student who began a program Who were scheduled to complete the program within 100% of the published program length within the reporting calendar year and excludes all students who cancelled during the cancellation period.
- “Students Available for Graduation” is the number of student who began the program minus the number of student who have died, been incarcerated, or been called to active military duty.
- “Number of On-time Graduates” is the number of students who completed the program within 100% of the published program length within the reporting calendar year.
- “On-time Completion Rate” is the number of on-time graduate divided by the number of students available for graduation.
- “150% Graduates” is the number of students who completed the program within 150% of the program length (includes on-time graduates).
- “150% Completion Rate” is the number of students who completed the program in the reported calendar year within 150%of the published program length, including on-time graduates, divided by the number of students available for graduation.
- “Graduates Available for Employment” means the number of graduates minus the number of graduates unavailable for employment.
- “Graduates Unavailable for Employment” means the graduates who, after graduation, die, become incarcerated, are called to active military duty, are international students that leave the United States or do not have a visa allowing employment in the United States, or are continuing their education in an accredited or bureau-approved postsecondary institution.
- “Graduates Employed in the Field” means graduates who beginning within six months after a student completes the applicable educational program are gainfully employed, whose employment has been reported, and for whom the institution has documented verification of employment. For occupations for which the state requires passing an examination, the six months period begins after the announcement of the examination results for the first examination available after a student completes an applicable educational program.
- “Placement Rate Employed in the Field” is calculated by dividing the number of graduates gainfully employed in the field by the number of graduates available for employment.
- “Number of Graduates Taking Exam” is the number of graduates who took the first available exam in the reported calendar year.



**Truck Driver Institute**  
**723 East Lake Ave # L, Watsonville, CA 95076**  
**Phone: 831 724-6100 [www. Truckdriveinstitute.com](http://www.Truckdriveinstitute.com)**

---

- “First Available Exam Date” is the date for the first available exam after a student completed a program.
- “Passage Rate” is calculated by dividing the number of graduates who passed the exam by the number of graduates who took the reported licensing exam.
- “Number Who Passed First Available Exam” is the number of graduates who took and passed the first available licensing exam after completing the program.
- “Salary” is as reported by graduate or graduate’s employer.
- “No Salary Information Reported” is the number of graduates for whom, after making reasonable attempts, the school was not able to obtain salary information.



**Truck Driver Institute**  
**723 East Lake Ave # L, Watsonville, CA 95076**  
**Phone: 831 724-6100 www. Truckdriveinstitute.com**

---

## **STUDENT'S RIGHT TO CANCEL**

### **Truck Driver Institute**

#### **Notice of Student Rights**

##### **Student Right to Cancel**

1. You may cancel your contract for school, without penalty or obligation, on the third business day following your first class session as described in the Notice of Cancellation form that will be given to you at the first day of class. Read the Notice of Cancellation form for an explanation of your cancellation rights and responsibilities. If you have lost your Notice of Cancellation form, ask the school for a sample copy.
2. **After the end of the cancellation period, you also have the right to stop school at any time and you have the right to receive a refund for the part of the course not taken. Your refund rights are described in the contract. If you have lost your contract, ask the school for description of the refund policy.**
3. If the school closes before you graduate, you may be entitled to a refund. Contact the Bureau for Private Postsecondary Education at the address and telephone number printed below for information.
4. After the end of the cancellation period you also have the right to stop school at any time; and you have the right to receive a pro rata refund if you have completed 60 percent or less of the scheduled days in the current period of your program through the last day of attendance.





**Truck Driver Institute**  
**723 East Lake Ave # L, Watsonville, CA 95076**  
**Phone: 831 724-6100 [www. Truckdriveinstitute.com](http://www.Truckdriveinstitute.com)**

---


**STUDENT'S RIGHT TO CANCEL**

5. If you have any complaints, questions, or problems which you cannot work out with the School, write or call

The Bureau for Private Postsecondary Education  
2535 Capitol Oaks Dr. Suite 400  
Sacramento, CA 95833  
(888) 370-7589  
[www.bppe.ca.gov](http://www.bppe.ca.gov)

Student Signature \_\_\_\_\_ Date \_\_\_\_\_

School Official \_\_\_\_\_ Date \_\_\_\_\_



**Truck Driver Institute**  
**723 East Lake Ave # L, Watsonville, CA 95076**  
**Phone: 831 724-6100 [www. Truckdriveinstitute.com](http://www.Truckdriveinstitute.com)**

**Gainfully Employed Categories (includes data for the two calendar years prior to reporting)**

**Part-Time vs. Full-Time Employment**

Calendar Year	Graduate Employed int the Field 20-29-Hours Per Week	Graduates Employed in the Field at Least 30 Hours Per Week	Total Graduates Employed in the Field
2019	0	121	121
2020	0	110	110


**Single Position vs. Concurrent Aggregated Position**

Calendar Year	Graduates Employed in the Field in a Single Position	Graduates Employed in the Field in Concurrent Aggregated Positions	Total Graduates Employed in the Field
2019	121	0	121
2020	110	0	110



**Truck Driver Institute**  
**723 East Lake Ave # L, Watsonville, CA 95076**  
**Phone: 831 724-6100 [www. Truckdriveinstitute.com](http://www.Truckdriveinstitute.com)**

---



**Truck Driver Institute**  
**723 East Lake Ave # L, Watsonville, CA 95076**  
**Phone: 831 724-6100 www. Truckdriveinstitute.com**

**Self -Employed / Freelance Positions**

Calendar Year	Graduates Employed Who are Self-Employed or Working Freelance	Total Graduates Employed in the Field
2019	0	0
2020	0	0

**Institutional Employment**

Calendar Year	Graduates Employed in the Field who are Employed by the Institution, an Employer Owned by the Institution, or an Employer Who Shares Ownership with the Institution.	Graduates Employed in the Field.
2019	0	121
2020	0	110

**Student's Initials: \_\_\_\_\_ Date: \_\_\_\_\_**

**Initial only after you have had sufficient time to read and understand the information.**