

HOMESTEAD SCHOOLS, INC.
 23800 HAWTHORNE BLVD., SUITE 200
 TORRANCE, CA 90505
 Tel. (310) 791-9975 / Fax (310) 791-0135

**SCHOOL PERFORMANCE FACT SHEET
 CALENDAR YEARS 2018 & 2019**

**PROGRAM NAME: HOME HEALTH AIDE
 PROGRAM LENGTH: 40 Hours**

On-Time Completion Rates: (Graduation Rates)

| Calendar Year | Number of Students Who Began Program | Students Available for Graduation | Number of on-time Graduates | On-time Completion Rate |
|---------------|--------------------------------------|-----------------------------------|-----------------------------|-------------------------|
| 2018 | 7 | 7 | 7 | 100% |
| 2019 | 5 | 5 | 5 | 100% |

Student's Initials: _____ Date: _____
 Initial only after you have had sufficient time to read and understand the information.

Job Placement Rates (includes data for the two calendar years prior to reporting)

| Calendar Year | Number of Student Who Began Program | Number of Graduate | Graduates Available for Employment | Graduates Employed in the Field | Placement Rate Employed in the Field |
|---------------|-------------------------------------|--------------------|------------------------------------|---------------------------------|--------------------------------------|
| 2018 | 7 | 7 | 7 | 6 | 86% |
| 2019 | 5 | 5 | 5 | 5 | 100% |

You may obtain from the institution a list of the employment positions determined to be in the field for which a student received education and training. Students can obtain this information from the Director of Admissions by requesting the information in writing.

Gainfully Employed Categories (includes data for the two calendar years prior to reporting)

Part Time vs. Full Time Employment

| Calendar Year | “Part-Time” Graduates Employed in the field 20 to 29 hours per week | “Full-Time” Graduates Employed in at least 30 hours per week | Total Graduates Employed in the Field |
|----------------------|--|---|--|
| 2018 | 1 | 6 | 7 |
| 2019 | 1 | 4 | 5 |

Single Position vs. Concurrent Aggregated Positions

| Calendar Year | Graduates Employed in the field in the single position | Graduates Employed in the field in concurrent aggregated positions | Total Graduates Employed in the Field |
|----------------------|---|---|--|
| 2018 | 2 | 5 | 7 |
| 2019 | 5 | 0 | 5 |

Self-Employed/Freelance Positions

| Calendar Year | Graduates Employed who are self-employed or working freelance | Total Graduates Employed in the Field |
|----------------------|--|--|
| 2018 | 0 | 7 |
| 2019 | 0 | 5 |

Institutional Employment

| Calendar Year | Graduates Employed in the field who are employed by the institution, an employer owned by the institution, or an employer who shares ownership with the institution | Total Graduates Employed in the Field |
|----------------------|--|--|
| 2018 | 0 | 7 |
| 2019 | 0 | 5 |

Student's Initials: _____ **Date:** _____
Initial only after you have had sufficient time to read and understand the information.

IF the majority of graduates from this program obtain jobs in self-employment or freelance work add:

This program may result in freelance or self-employment.

- The work available to graduates of this program is usually for freelance or self-employment.
- This type of work may not be consistent.
- The period of employment can range from one day to weeks to several months.
- Hours worked in a day or week may be more or less than the traditional 8-hour work day or 40 hour work week.
- You can expect to spend unpaid time expanding your networks, advertising, promoting your services, or honing your skills.
- Once graduates begin to work freelance or are self-employed, they will be asked to provide documentation that they are employed as such so that they may be counted as placed for our job placement records.
- Students initialing this disclosure understand that either a majority or all of this school's graduates are employed in this manner and understand what comprises this work style.

Student's Initials: _____ **Date:** _____
Only initial after you have had sufficient time to read and understand the information.

License Examination Passage Rates
(includes data for the two calendar years prior to reporting)

| Calendar Year | Number of Graduates in Calendar Year | Number of Graduates Taking Exam | Number Who Passed First Available Exam | Number Who Failed First Available Exam | Passage Rate |
|----------------------|---|--|---|---|---------------------|
| 2018 | NA | NA | NA | NA | NA |
| 2019 | NA | NA | NA | NA | NA |

Licensure examination passage data is available from the state agency administering the examination and also in student file.

Student's Initials: _____ **Date:** _____
Initial only after you have had sufficient time to read and understand the information.

Salary and Wage Information
(includes data for the two calendar years prior to reporting)

Annual Salary and Wages Reported for Graduates Employed in the Field

| Calendar Year | Graduates Available for Employment | Graduates Employed in Field | \$0 - \$5,000 | \$5,001 - \$10,000 | \$10,001 - \$15,000 | \$15,001 - \$20,000 |
|---------------|------------------------------------|-----------------------------|---------------|--------------------|---------------------|---------------------|
| 2018 | 7 | 6 | 0 | 1 | 0 | 0 |
| 2019 | 5 | 5 | 0 | 0 | 0 | 1 |

| Calendar Year | \$20,001 - \$25,000 | \$25,001 - \$30,000 | \$30,001 - \$35,000 | \$35,001 - \$40,000 | \$40,001 - \$45,000 | \$45,001 - \$50,000 | \$50,001 - \$55,000 |
|---------------|---------------------|---------------------|---------------------|---------------------|---------------------|---------------------|---------------------|
| 2018 | 2 | 1 | 2 | 0 | 0 | 0 | 0 |
| 2019 | 2 | 1 | 1 | 0 | 0 | 0 | 0 |

| Calendar Year | \$55,001 - \$60,000 | \$60,001 - \$65,000 | \$65,001 - \$70,000 | \$70,001 - \$75,000 | \$75,001 - \$80,000 | \$80,001 - \$85,000 | \$85,001 - \$90,000 |
|---------------|---------------------|---------------------|---------------------|---------------------|---------------------|---------------------|---------------------|
| 2018 | 0 | 0 | 0 | 0 | 0 | 0 | 0 |
| 2019 | 0 | 0 | 0 | 0 | 0 | 0 | 0 |

| Calendar Year | \$90,001 - \$95,000 | \$95,001 - \$100,000 | Over \$100,000 | No Salary Information Reported |
|---------------|---------------------|----------------------|----------------|--------------------------------|
| 2018 | 0 | 0 | 0 | 0 |
| 2019 | 0 | 0 | 0 | 0 |

A list of sources used to substantiate salary disclosures is available from the school. Students can obtain this information from the Director of Admissions by requesting the information in writing.

Student's Initials: _____ Date: _____

Initial only after you have had sufficient time to read and understand the information.

Cost of Educational Program

Total charges for the program for students completing on-time in 2018: **\$350.00**

Total charges may be higher for students that do not complete on time

Total charges for the program for students completing on-time in 2019: **\$350.00**

Total charges may be higher for students that do not complete on time

Student's Initials: _____ Date: _____

Initial only after you have had sufficient time to read and understand the information.

Federal Student Loan Debt

| Calendar Year | Most recent three year cohort default rate, as reported by the United State Department of Education.¹ | The percentage of enrolled students in 2018/2019 receiving federal student loans to pay for this program. | The average amount of Federal student loan debt of 2018/2019 graduates who took out federal student loans at this institution. | The percentage of graduates in 2018/2019 who took out federal student loans to pay for this program. |
|----------------------|---|--|---|---|
| 2018 | 0.8 | NA | NA | NA |
| 2019 | 2.9 | NA | NA | NA |

"HOMESTEAD SCHOOLS, INC is eligible, but chooses not to participate in federal student aid programs. Therefore, students who attend this institution do not have federal student loans."

¹The percentage of students who defaulted on their federal student loans is called the Cohort Default Rate (CDR). It shows the percentage of this school's students who were more than 270 days (9 months) behind on their federal student loans within three years of when the first payment was due. This is the most recent CDR reported by the U.S. Department of Education.

Student's Initials: _____ Date: _____

Initial only after you have had sufficient time to read and understand the information.

This fact sheet is filed with the Bureau for Private Postsecondary Education. Regardless of any information you may have relating to completion rates, placement rates, starting salaries, or license exam passage rates, this fact sheet contains the information as calculated pursuant to state law.

Any questions a student may have regarding this fact sheet that have not been satisfactorily answered by the institution may be directed to the Bureau for Private Postsecondary Education at

Student Name-Print

Student Signature

Date

School Official

Date

Definitions

- “Number of Students Who Began the Program” means the number of students who began a program who were scheduled to complete the program within 100% of the published program length within the reporting calendar year and excludes all students who cancelled during the cancellation period.
- “Students Available for Graduation” is the number of students who began the program minus the number of students who have died, been incarcerated, or been called to active military duty.
- “Number of On-time Graduates” is the number of students who completed the program within 100% of the published program length within the reporting calendar year.
- “On-time Completion Rate” is the number of on-time graduates divided by the number of students available for graduation.
- “150% Graduates” is the number of students who completed the program within 150% of the program length (includes on-time graduates).
- “150% Completion Rate” is the number of students who completed the program in the reported calendar year within 150% of the published program length, including on-time graduates, divided by the number of students available for graduation.
- “Graduates Available for Employment” means the number of graduates minus the number of graduates unavailable for employment.
- “Graduates Unavailable for Employment” means the graduate who, after graduation, dies, become incarcerated, are called to active military duty, are international students that leave the United States or do not have a visa allowing employment in the United States, or are continuing their education in an accredited or bureau-approved postsecondary institution.
- “Graduates employed in the Field” means a graduate who beginning within six months after a student completes the applicable educational program are gainfully employed, whose employment has been reported, and for whom the institution has documented verification of employment. For occupations for which the state requires passing an examination, the six months period begins after the announcement of the examination results for the first examination available after a student completes an applicable educational program.
- “Placement Rate Employed in the Field” is calculated by dividing the number of graduates gainfully employed in the field by the number of graduates available for employment.
- “Number of Graduates Taking Exam” is the number of graduates who took the first available exam in the reported calendar year.
- “First Available Exam Date” is the date for the first available exam after a student completed a program.

- “Passage Rate” is calculated by dividing the number of graduates who passed the exam by the number of graduates who took the reported licensing exam.
- “Number Who Passed First Available Exam” is the number of graduates who took and passed the first available licensing exam after completing the program.
- “Salary” is as reported by graduate or graduate’s employer.
- “No Salary Information Reported” is the number of graduates for whom, after making reasonable attempts, the school was not able to obtain salary information.

STUDENT’S RIGHT TO CANCEL

The student shall have the right to cancel an agreement for a program of instruction including any equipment, until midnight of the fifth business day after the day on which the student did any of the following: attended the first class of the program of instruction; received a copy of the notice of cancellation; and received a copy of the agreement and the disclosures.


If the institution gave the student any equipment, the student shall return the equipment within 30 days following the date of the Notice of Cancellation. If the student fails to return the equipment within this 30 day-period, the institution may retain that portion of the consideration paid by the student equal to the documented cost to the institution of the equipment and shall refund the portion of the consideration exceeding the documented cost to the institution of the equipment within 10 days after the period within which the student is required to return the equipment. The student may retain the equipment without further obligation to pay for it.

To cancel the contract for school mail or deliver a signed and dated copy of cancellation notice, or any other written notice or send a telegram to:

Homestead Schools, Inc.
 23800 Hawthorne Blvd. Suite 200
 Torrance, CA 90505

Student’s Initials: _____ **Date:** _____

Initial only after you have had sufficient time to read and understand the information



HOMESTEAD SCHOOLS, INC.
 23800 HAWTHORNE BLVD., SUITE 200
 TORRANCE, CA 90505
 Tel. (310) 791-9975 / Fax (310) 791-0135

**SCHOOL PERFORMANCE FACT SHEET
 CALENDAR YEARS 2018 & 2019**

**PROGRAM NAME: NURSE ASSISTANT
 PROGRAM LENGTH: 165 Hours**

On-Time Completion Rates: (Graduation Rates)

| Calendar Year | Number of Students Who Began Program | Students Available for Graduation | Number of on-time Graduates | On-time Completion Rate |
|---------------|--------------------------------------|-----------------------------------|-----------------------------|-------------------------|
| 2018 | 59 | 59 | 56 | 95% |
| 2019 | 24 | 24 | 24 | 100% |

Student's Initials: _____ Date: _____
 Initial only after you have had sufficient time to read and understand the information.

Job Placement Rates (includes data for the two calendar years prior to reporting)

| Calendar Year | Number of Student Who Began Program | Number of Graduate | Graduates Available for Employment | Graduates Employed in the Field | Placement Rate Employed in the Field |
|---------------|-------------------------------------|--------------------|------------------------------------|---------------------------------|--------------------------------------|
| 2018 | 59 | 59 | 59 | 46 | 78% |
| 2019 | 24 | 24 | 24 | 19 | 79% |

You may obtain from the institution a list of the employment positions determined to be in the field for which a student received education and training. Students can obtain this information from the Director of Admissions by requesting the information in writing.

Gainfully Employed Categories (includes data for the two calendar years prior to reporting)

Part Time vs. Full Time Employment

| Calendar Year | “Part-Time” Graduates Employed in the field 20 to 29 hours per week | “Full-Time” Graduates Employed in at least 30 hours per week | Total Graduates Employed in the Field |
|----------------------|--|---|--|
| 2018 | 10 | 36 | 46 |
| 2019 | 12 | 7 | 19 |

Single Position vs. Concurrent Aggregated Positions

| Calendar Year | Graduates Employed in the field in the single position | Graduates Employed in the field in concurrent aggregated positions | Total Graduates Employed in the Field |
|----------------------|---|---|--|
| 2018 | 41 | 5 | 46 |
| 2019 | 19 | 0 | 19 |

Self-Employed/Freelance Positions

| Calendar Year | Graduates Employed who are self-employed or working freelance | Total Graduates Employed in the Field |
|----------------------|--|--|
| 2018 | 0 | 46 |
| 2019 | 0 | 19 |

Institutional Employment

| Calendar Year | Graduates Employed in the field who are employed by the institution, an employer owned by the institution, or an employer who shares ownership with the institution | Total Graduates Employed in the Field |
|----------------------|--|--|
| 2018 | 0 | 46 |
| 2019 | 0 | 19 |

Student's Initials: _____ **Date:** _____

Initial only after you have had sufficient time to read and understand the information.

IF the majority of graduates from this program obtain jobs in self-employment or freelance work add:

This program may result in freelance or self-employment.

- The work available to graduates of this program is usually for freelance or self-employment.
- This type of work may not be consistent.
- The period of employment can range from one day to weeks to several months.
- Hours worked in a day or week may be more or less than the traditional 8 hour work day or 40 hour work week.
- You can expect to spend unpaid time expanding your networks, advertising, promoting your services, or honing your skills.
- Once graduates begin to work freelance or are self-employed, they will be asked to provide documentation that they are employed as such so that they may be counted as placed for our job placement records.
- Students initialing this disclosure understand that either a majority or all of this school's graduates are employed in this manner and understand what comprises this work style.

Student's Initials: _____ **Date:** _____

Only initial after you have had sufficient time to read and understand the information.

License Examination Passage Rates
(includes data for the two calendar years prior to reporting)

| Calendar Year | Number of Graduates in Calendar Year | Number of Graduates Taking Exam | Number Who Passed First Available Exam | Number Who Failed First Available Exam | Passage Rate |
|---------------|--------------------------------------|---------------------------------|--|--|--------------|
| 2018 | 59 | 59 | 53 | 6 | 90% |
| 2019 | 24 | 19 | 17 | 2 | 89% |

Licensure examination passage data is available from the state agency administering the examination and also in student file.

Student's Initials: _____ Date: _____

Initial only after you have had sufficient time to read and understand the information.

Salary and Wage Information
(includes data for the two calendar years prior to reporting)

Annual Salary and Wages Reported for Graduates Employed in the Field

| Calendar Year | Graduates Available for Employment | Graduates Employed in Field | \$0 | \$5,001 | \$10,001 | \$15,001 |
|---------------|------------------------------------|-----------------------------|---------|----------|----------|----------|
| | | | - | - | - | - |
| | | | \$5,000 | \$10,000 | \$15,000 | \$20,000 |
| 2018 | 59 | 46 | 2 | 2 | 4 | 5 |
| 2019 | 24 | 19 | 1 | 2 | 4 | 2 |

| Calendar Year | \$20,001 | \$25,001 | \$30,001 | \$35,001 | \$40,001 | \$45,001 | \$50,001 |
|---------------|----------|----------|----------|----------|----------|----------|----------|
| | - | - | - | - | - | - | - |
| | \$25,000 | \$30,000 | \$35,000 | \$40,000 | \$45,000 | \$50,000 | \$55,000 |
| 2018 | 18 | 10 | 2 | 2 | 1 | 0 | 0 |
| 2019 | 2 | 3 | 2 | 3 | 0 | 0 | 0 |

| Calendar Year | \$55,001 | \$60,001 | \$65,001 | \$70,001 | \$75,001 | \$80,001 | \$85,001 |
|---------------|----------|----------|----------|----------|----------|----------|----------|
| | - | - | - | - | - | - | - |
| | \$60,000 | \$65,000 | \$70,000 | \$75,000 | \$80,000 | \$85,000 | \$90,000 |
| 2018 | 0 | 0 | 0 | 0 | 0 | 0 | 0 |
| 2019 | 0 | 0 | 0 | 0 | 0 | 0 | 0 |

| Calendar Year | \$90,001 - \$95,000 | \$95,001 - \$100,000 | Over \$100,000 | No Salary Information Reported |
|---------------|---------------------|----------------------|----------------|--------------------------------|
| | 2018 | 0 | 0 | 0 |
| 2019 | 0 | 0 | 0 | 0 |

A list of sources used to substantiate salary disclosures is available from the school. Students can obtain this information from the Director of Admissions by requesting the information in writing.

Student's Initials: _____ Date: _____

Initial only after you have had sufficient time to read and understand the information.

Cost of Educational Program

Total charges for the program for students completing on-time in 2018: **\$695.00.**

Total charges may be higher for students that do not complete on time.

Total charges for the program for students completing on-time in 2019: **\$995.00.**

Total charges may be higher for students that do not complete on time.

Student's Initials: _____ Date: _____

Initial only after you have had sufficient time to read and understand the information.

Federal Student Loan Debt

| Calendar Year | Most recent three year cohort default rate, as reported by the United State Department of Education. ¹ | The percentage of enrolled students in 2018/2019 receiving federal student loans to pay for this program. | The average amount of Federal student loan debt of 2018/2019 graduates who took out federal student loans at this institution. | The percentage of graduates in 2018/2019 who took out federal student loans to pay for this program. |
|---------------|---|---|--|--|
| 2018 | 0.8 | NA | NA | NA |

| | | | | |
|------|-----|----|----|----|
| 2019 | 2.9 | NA | NA | NA |
|------|-----|----|----|----|

"HOMESTEAD SCHOOLS, INC is eligible, but chooses not to participate in federal student aid programs. Therefore, students who attend this institution do not have federal student loans."

¹The percentage of students who defaulted on their federal student loans is called the Cohort Default Rate (CDR). It shows the percentage of this school's students who were more than 270 days (9 months) behind on their federal student loans within three years of when the first payment was due. This is the most recent CDR reported by the U.S. Department of Education.

Student's Initials: _____ Date: _____
Initial only after you have had sufficient time to read and understand the information.

This fact sheet is filed with the Bureau for Private Postsecondary Education. Regardless of any information you may have relating to completion rates, placement rates, starting salaries, or license exam passage rates, this fact sheet contains the information as calculated pursuant to state law.

Any questions a student may have regarding this fact sheet that have not been satisfactorily answered by the institution may be directed to the Bureau for Private Postsecondary Education at 2535 Capitol Oaks Drive, Suite 400, Sacramento, CA 95833, www.bppe.ca.gov, toll-free telephone number (888) 370-7589 or by fax (916) 263-1897.

 Student Name-Print

 Student Signature

 Date

 School Official

 Date

Definitions

- "Number of Students Who Began the Program" means the number of students who began a program who were scheduled to complete the program within 100% of the published program length within the reporting calendar year and excludes all students who cancelled during the cancellation period.
- "Students Available for Graduation" is the number of students who began the program minus the number of students who have died, been incarcerated, or been called to active military duty.
- "Number of On-time Graduates" is the number of students who completed the program within 100% of the published program length within the reporting calendar year.
- "On-time Completion Rate" is the number of on-time graduates divided by the number of students available for graduation.
- "150% Graduates" is the number of students who completed the program within 150% of the program length (includes on-time graduates).

- “150% Completion Rate” is the number of students who completed the program in the reported calendar year within 150% of the published program length, including on-time graduates, divided by the number of students available for graduation.
- “Graduates Available for Employment” means the number of graduates minus the number of graduates unavailable for employment.
- “Graduates Unavailable for Employment” means the graduate who, after graduation, dies, become incarcerated, are called to active military duty, are international students that leave the United States or do not have a visa allowing employment in the United States, or are continuing their education in an accredited or bureau-approved postsecondary institution.
- “Graduates employed in the Field” means a graduate who beginning within six months after a student completes the applicable educational program are gainfully employed, whose employment has been reported, and for whom the institution has documented verification of employment. For occupations for which the state requires passing an examination, the six months period begins after the announcement of the examination results for the first examination available after a student completes an applicable educational program.
- “Placement Rate Employed in the Field” is calculated by dividing the number of graduates gainfully employed in the field by the number of graduates available for employment.
- “Number of Graduates Taking Exam” is the number of graduates who took the first available exam in the reported calendar year.
- “First Available Exam Date” is the date for the first available exam after a student completed a program.
- “Passage Rate” is calculated by dividing the number of graduates who passed the exam by the number of graduates who took the reported licensing exam.
- “Number Who Passed First Available Exam” is the number of graduates who took and passed the first available licensing exam after completing the program.
- “Salary” is as reported by graduate or graduate’s employer.
- “No Salary Information Reported” is the number of graduates for whom, after making reasonable attempts, the school was not able to obtain salary information.

STUDENT’S RIGHT TO CANCEL

The student shall have the right to cancel an agreement for a program of instruction including any equipment, until midnight of the fifth business day after the day on which the student did any of the following: attended the first class of the program of instruction; received a copy of the notice of cancellation; and received a copy of the agreement and the disclosures.

If the institution gave the student any equipment, the student shall return the equipment within 30 days following the date of the Notice of Cancellation. If the student fails to return the equipment within this 30 day-period, the institution may retain that portion of the consideration paid by the student equal to the documented cost to the institution of the equipment and shall refund the portion of the consideration exceeding the documented cost to the institution of the equipment within 10 days after the period within which the student is required to return the equipment. The student may retain the equipment without further obligation to pay for it.

To cancel the contract for school mail or deliver a signed and dated copy of cancellation notice, or

any other written notice or send a telegram to:

Homestead Schools, Inc.
23800 Hawthorne Blvd. Suite 200
Torrance, CA 90505

Student's Initials: _____ **Date:** _____

Initial only after you have had sufficient time to read and understand the information.



HOMESTEAD SCHOOLS, INC.
 23800 HAWTHORNE BLVD., SUITE 200
 TORRANCE, CA 90505
 Tel. (310) 791-9975 / Fax (310) 791-0135

**SCHOOL PERFORMANCE FACT SHEET
 CALENDAR YEARS 2018 & 2019**

**PROGRAM NAME: MEDICAL ASSISTING
 PROGRAM LENGTH: 720 Hours**

On-Time Completion Rates: (Graduation Rates)

| Calendar Year | Number of Students Who Began Program | Students Available for Graduation | Number of on-time Graduates | On-time Completion Rate |
|---------------|--------------------------------------|-----------------------------------|-----------------------------|-------------------------|
| 2018 | 2 | 2 | 2 | 100% |
| 2019 | 13 | 4 | 3 | 75% |

Student's Initials: _____ Date: _____
 Initial only after you have had sufficient time to read and understand the information.

Job Placement Rates (includes data for the two calendar years prior to reporting)

| Calendar Year | Number of Student Who Began Program | Number of Graduate | Graduates Available for Employment | Graduates Employed in the Field | Placement Rate Employed in the Field |
|---------------|-------------------------------------|--------------------|------------------------------------|---------------------------------|--------------------------------------|
| 2018 | 2 | 1 | 1 | 1 | 100% |
| 2019 | 13 | 4 | 3 | 3 | 100% |

You may obtain from the institution a list of the employment positions determined to be in the field for which a student received education and training. Students can obtain this information from the Director of Admissions by requesting the information in writing.

Gainfully Employed Categories (includes data for the two calendar years prior to reporting)

Part Time vs. Full Time Employment

| Calendar Year | “Part-Time” Graduates Employed in the field 20 to 29 hours per week | “Full-Time” Graduates Employed in at least 30 hours per week | Total Graduates Employed in the Field |
|----------------------|--|---|--|
| 2018 | 1 | 0 | 1 |
| 2019 | 3 | 0 | 3 |

Single Position vs. Concurrent Aggregated Positions

| Calendar Year | Graduates Employed in the field in the single position | Graduates Employed in the field in concurrent aggregated positions | Total Graduates Employed in the Field |
|----------------------|---|---|--|
| 2018 | 1 | 0 | 1 |
| 2019 | 3 | 0 | 3 |

Self-Employed/Freelance Positions

| Calendar Year | Graduates Employed who are self-employed or working freelance | Total Graduates Employed in the Field |
|----------------------|--|--|
| 2018 | 0 | 1 |
| 2019 | 0 | 3 |

Institutional Employment

| Calendar Year | Graduates Employed in the field who are employed by the institution, an employer owned by the institution, or an employer who shares ownership with the institution | Total Graduates Employed in the Field |
|----------------------|--|--|
| 2018 | 0 | 1 |
| 2019 | 0 | 3 |

Student's Initials: _____ **Date:** _____
Initial only after you have had sufficient time to read and understand the information.

IF the majority of graduates from this program obtain jobs in self-employment or freelance work add:

This program may result in freelance or self-employment.

- The work available to graduates of this program is usually for freelance or self-employment.
- This type of work may not be consistent.
- The period of employment can range from one day to weeks to several months.
- Hours worked in a day or week may be more or less than the traditional 8 hour work day or 40 hour work week.
- You can expect to spend unpaid time expanding your networks, advertising, promoting your services, or honing your skills.
- Once graduates begin to work freelance or are self-employed, they will be asked to provide documentation that they are employed as such so that they may be counted as placed for our job placement records.
- Students initialing this disclosure understand that either a majority or all of this school's graduates are employed in this manner and understand what comprises this work style.

Student's Initials: _____ **Date:** _____
Only initial after you have had sufficient time to read and understand the information.

License Examination Passage Rates
(includes data for the two calendar years prior to reporting)

| Calendar Year | Number of Graduates in Calendar Year | Number of Graduates Taking Exam | Number Who Passed First Available Exam | Number Who Failed First Available Exam | Passage Rate |
|----------------------|---|--|---|---|---------------------|
| 2018 | NA | NA | NA | NA | NA |
| 2019 | NA | NA | NA | NA | NA |

Licensure examination passage data is available from the state agency administering the examination and also in student file.

Student's Initials: _____ **Date:** _____
Initial only after you have had sufficient time to read and understand the information.

Salary and Wage Information
(includes data for the two calendar years prior to reporting)

Annual Salary and Wages Reported for Graduates Employed in the Field

| Calendar Year | Graduates Available for Employment | Graduates Employed in Field | \$0 | \$5,001 | \$10,001 | \$15,001 |
|---------------|------------------------------------|-----------------------------|---------|----------|----------|----------|
| | | | - | - | - | - |
| | | | \$5,000 | \$10,000 | \$15,000 | \$20,000 |
| 2018 | 1 | 1 | 0 | 0 | 0 | 0 |
| 2019 | 3 | 3 | 0 | 0 | 0 | 1 |

| Calendar Year | \$20,001 | \$25,001 | \$30,001 | \$35,001 | \$40,001 | \$45,001 | \$50,001 |
|---------------|----------|----------|----------|----------|----------|----------|----------|
| | - | - | - | - | - | - | - |
| | \$25,000 | \$30,000 | \$35,000 | \$40,000 | \$45,000 | \$50,000 | \$55,000 |
| 2018 | 1 | 0 | 0 | 0 | 0 | 0 | 0 |
| 2019 | 2 | 0 | 0 | 0 | 0 | 0 | 0 |

| Calendar Year | \$55,001 | \$60,001 | \$65,001 | \$70,001 | \$75,001 | \$80,001 | \$85,001 |
|---------------|----------|----------|----------|----------|----------|----------|----------|
| | - | - | - | - | - | - | - |
| | \$60,000 | \$65,000 | \$70,000 | \$75,000 | \$80,000 | \$85,000 | \$90,000 |
| 2018 | 0 | 0 | 0 | 0 | 0 | 0 | 0 |
| 2019 | 0 | 0 | 0 | 0 | 0 | 0 | 0 |

| Calendar Year | \$90,001 | \$95,001 | Over \$100,000 | No Salary Information Reported |
|---------------|----------|-----------|----------------|--------------------------------|
| | - | - | | |
| | \$95,000 | \$100,000 | | |
| 2018 | 0 | 0 | 0 | 0 |
| 2019 | 0 | 0 | 0 | 0 |

A list of sources used to substantiate salary disclosures is available from the school. Students can obtain this information from the Director of Admissions by requesting the information in writing.

Student's Initials: _____ **Date:** _____

Initial only after you have had sufficient time to read and understand the information.

Cost of Educational Program

Total charges for the program for students completing on-time in 2018: **\$10,000.00.**

Total charges may be higher for students that do not complete on time.

Total charges for the program for students completing on-time in 2019: **\$10,000.00.**

Total charges may be higher for students that do not complete on time.

Student's Initials: _____ **Date:** _____

Initial only after you have had sufficient time to read and understand the information.

Federal Student Loan Debt

| Calendar Year | Most recent three year cohort default rate, as reported by the United State Department of Education. ¹ | The percentage of enrolled students in 2018/2019 receiving federal student loans to pay for this program. | The average amount of Federal student loan debt of 2018/2019 graduates who took out federal student loans at this institution. | The percentage of graduates in 2018/2019 who took out federal student loans to pay for this program. |
|---------------|---|---|--|--|
| 2018 | 0.8 | NA | NA | NA |
| 2019 | 2.9 | NA | NA | NA |

"HOMESTEAD SCHOOLS, INC is eligible, but chooses not to participate in federal student aid programs. Therefore, students who attend this institution do not have federal student loans."

¹The percentage of students who defaulted on their federal student loans is called the Cohort Default Rate (CDR). It shows the percentage of this school's students who were more than 270 days (9 months) behind on their federal student loans within three years of when the first payment was due. This is the most recent CDR reported by the U.S. Department of Education.

Student's Initials: _____ **Date:** _____

Initial only after you have had sufficient time to read and understand the information.

This fact sheet is filed with the Bureau for Private Postsecondary Education. Regardless of any information you may have relating to completion rates, placement rates, starting salaries, or license exam passage rates, this fact sheet contains the information as calculated pursuant to state law.

Any questions a student may have regarding this fact sheet that have not been satisfactorily answered by the institution may be directed to the Bureau for Private Postsecondary Education at 2535 Capitol Oaks Drive, Suite 400, Sacramento, CA 95833, www.bppe.ca.gov, toll-free telephone number (888) 370-7589 or by fax (916) 263-1897.

Student Name-Print

Student Signature

Date

School Official

Date

Definitions

- “Number of Students Who Began the Program” means the number of students who began a program who were scheduled to complete the program within 100% of the published program length within the reporting calendar year and excludes all students who cancelled during the cancellation period.
- “Students Available for Graduation” is the number of students who began the program minus the number of students who have died, been incarcerated, or been called to active military duty.
- “Number of On-time Graduates” is the number of students who completed the program within 100% of the published program length within the reporting calendar year.
- “On-time Completion Rate” is the number of on-time graduates divided by the number of students available for graduation.
- “150% Graduates” is the number of students who completed the program within 150% of the program length (includes on-time graduates).
- “150% Completion Rate” is the number of students who completed the program in the reported calendar year within 150% of the published program length, including on-time graduates, divided by the number of students available for graduation.
- “Graduates Available for Employment” means the number of graduates minus the number of graduates unavailable for employment.
- “Graduates Unavailable for Employment” means the graduate who, after graduation, dies, become incarcerated, are called to active military duty, are international students that leave the United States or do not have a visa allowing employment in the United States, or are continuing their education in an accredited or bureau-approved postsecondary institution.
- “Graduates employed in the Field” means a graduate who beginning within six months after a student completes the applicable educational program are gainfully employed, whose employment has been reported, and for whom the institution has documented verification of employment. For occupations for which the state requires passing an examination, the six months period begins after the announcement of the examination results for the first examination available after a student completes an applicable educational program.
- “Placement Rate Employed in the Field” is calculated by dividing the number of graduates gainfully employed in the field by the number of graduates available for employment.

- “Number of Graduates Taking Exam” is the number of graduates who took the first available exam in the reported calendar year.
- “First Available Exam Date” is the date for the first available exam after a student completed a program.
- “Passage Rate” is calculated by dividing the number of graduates who passed the exam by the number of graduates who took the reported licensing exam.
- “Number Who Passed First Available Exam” is the number of graduates who took and passed the first available licensing exam after completing the program.
- “Salary” is as reported by graduate or graduate’s employer.
- “No Salary Information Reported” is the number of graduates for whom, after making reasonable attempts, the school was not able to obtain salary information.

STUDENT’S RIGHT TO CANCEL

The student shall have the right to cancel an agreement for a program of instruction including any equipment, until midnight of the fifth business day after the day on which the student did any of the following: attended the first class of the program of instruction; received a copy of the notice of cancellation; and received a copy of the agreement and the disclosures.


If the institution gave the student any equipment, the student shall return the equipment within 30 days following the date of the Notice of Cancellation. If the student fails to return the equipment within this 30 day-period, the institution may retain that portion of the consideration paid by the student equal to the documented cost to the institution of the equipment and shall refund the portion of the consideration exceeding the documented cost to the institution of the equipment within 10 days after the period within which the student is required to return the equipment. The student may retain the equipment without further obligation to pay for it.

To cancel the contract for school mail or deliver a signed and dated copy of cancellation notice, or any other written notice or send a telegram to:

Homestead Schools, Inc.
 23800 Hawthorne Blvd. Suite 200
 Torrance, CA 90505

Student’s Initials: _____ **Date:** _____

Initial only after you have had sufficient time to read and understand the information.



HOMESTEAD SCHOOLS, INC.
 23800 HAWTHORNE BLVD., SUITE 200
 TORRANCE, CA 90505
 Tel. (310) 791-9975 / Fax (310) 791-0135

**SCHOOL PERFORMANCE FACT SHEET
 CALENDAR YEARS 2018 & 2019**

**PROGRAM NAME: MSN
 PROGRAM LENGTH: 967.50 Hours**

On-Time Completion Rates: (Graduation Rates)

| Calendar Year | Number of Students Who Began Program | Students Available for Graduation | Number of on-time Graduates | On-time Completion Rate |
|---------------|--------------------------------------|-----------------------------------|-----------------------------|-------------------------|
| 2018 | NA | NA | NA | NA |
| 2019 | NA | NA | NA | NA |

Student's Initials: _____ Date: _____

Initial only after you have had sufficient time to read and understand the information.

Job Placement Rates (includes data for the two calendar years prior to reporting)

| Calendar Year | Number of Student Who Began Program | Number of Graduate | Graduates Available for Employment | Graduates Employed in the Field | Placement Rate Employed in the Field |
|---------------|-------------------------------------|--------------------|------------------------------------|---------------------------------|--------------------------------------|
| 2018 | NA | NA | NA | NA | NA |
| 2019 | NA | NA | NA | NA | NA |

You may obtain from the institution a list of the employment positions determined to be in the field for which a student received education and training. Students can obtain this information from the Director of Admissions by requesting the information in writing.

Gainfully Employed Categories (includes data for the two calendar years prior to reporting)

Part Time vs. Full Time Employment

| Calendar Year | “Part-Time” Graduates Employed in the field 20 to 29 hours per week | “Full-Time” Graduates Employed in at least 30 hours per week | Total Graduates Employed in the Field |
|----------------------|--|---|--|
| 2018 | NA | NA | NA |
| 2019 | NA | NA | NA |

Single Position vs. Concurrent Aggregated Positions

| Calendar Year | Graduates Employed in the field in the single position | Graduates Employed in the field in concurrent aggregated positions | Total Graduates Employed in the Field |
|----------------------|---|---|--|
| 2018 | NA | NA | NA |
| 2019 | NA | NA | NA |

Self-Employed/Freelance Positions

| Calendar Year | Graduates Employed who are self-employed or working freelance | Total Graduates Employed in the Field |
|----------------------|--|--|
| 2018 | NA | NA |
| 2019 | NA | NA |

Institutional Employment

| Calendar Year | Graduates Employed in the field who are employed by the institution, an employer owned by the institution, or an employer who shares ownership with the institution | Total Graduates Employed in the Field |
|----------------------|--|--|
| 2018 | NA | NA |

| | | |
|------|----|----|
| | | |
| 2019 | NA | NA |

Student's Initials: _____ Date: _____
 Initial only after you have had sufficient time to read and understand the information.

IF the majority of graduates from this program obtain jobs in self-employment or freelance work add:

This program may result in freelance or self-employment.

- The work available to graduates of this program is usually for freelance or self-employment.
- This type of work may not be consistent.
- The period of employment can range from one day to weeks to several months.
- Hours worked in a day or week may be more or less than the traditional 8 hour work day or 40 hour work week.
- You can expect to spend unpaid time expanding your networks, advertising, promoting your services, or honing your skills.
- Once graduates begin to work freelance or are self-employed, they will be asked to provide documentation that they are employed as such so that they may be counted as placed for our job placement records.
- Students initialing this disclosure understand that either a majority or all of this school's graduates are employed in this manner and understand what comprises this work style.

Student's Initials: _____ Date: _____
 Only initial after you have had sufficient time to read and understand the information.

License Examination Passage Rates
(includes data for the two calendar years prior to reporting)

| Calendar Year | Number of Graduates in Calendar Year | Number of Graduates Taking Exam | Number Who Passed First Available Exam | Number Who Failed First Available Exam | Passage Rate |
|---------------|--------------------------------------|---------------------------------|--|--|--------------|
| 2018 | NA | NA | NA | NA | NA |
| 2019 | NA | NA | NA | NA | NA |

Licensure examination passage data is available from the state agency administering the examination and also in student file.

Student's Initials: _____ Date: _____
 Initial only after you have had sufficient time to read and understand the information.

Salary and Wage Information
(includes data for the two calendar years prior to reporting)

Annual Salary and Wages Reported for Graduates Employed in the Field

| Calendar Year | Graduates Available for Employment | Graduates Employed in Field | \$0 | \$5,001 | \$10,001 | \$15,001 |
|---------------|------------------------------------|-----------------------------|--------------|---------------|---------------|---------------|
| | | | - \$5,000 | - \$10,000 | - \$15,000 | - \$20,000 |
| 2018 | 0 | 0 | 0 | 0 | 0 | 0 |
| 2019 | 0 | 0 | 0 | 0 | 0 | 1 |

| Calendar Year | \$20,001 | \$25,001 | \$30,001 | \$35,001 | \$40,001 | \$45,001 | \$50,001 |
|---------------|---------------|---------------|---------------|---------------|---------------|---------------|---------------|
| | - \$25,000 | - \$30,000 | - \$35,000 | - \$40,000 | - \$45,000 | - \$50,000 | - \$55,000 |
| 2018 | 0 | 0 | 0 | 0 | 0 | 0 | 0 |
| 2019 | 0 | 0 | 0 | 0 | 0 | 0 | 0 |

| Calendar Year | \$55,001 | \$60,001 | \$65,001 | \$70,001 | \$75,001 | \$80,001 | \$85,001 |
|---------------|---------------|---------------|---------------|---------------|---------------|---------------|---------------|
| | - \$60,000 | - \$65,000 | - \$70,000 | - \$75,000 | - \$80,000 | - \$85,000 | - \$90,000 |
| 2018 | 0 | 0 | 0 | 0 | 0 | 0 | 0 |
| 2019 | 0 | 0 | 0 | 0 | 0 | 0 | 0 |

| Calendar Year | \$90,001 | \$95,001 | Over \$100,000 | No Salary Information Reported |
|---------------|---------------|----------------|----------------|--------------------------------|
| | - \$95,000 | - \$100,000 | | |
| 2018 | 0 | 0 | 0 | 0 |
| 2019 | 0 | 0 | 0 | 0 |

A list of sources used to substantiate salary disclosures is available from the school. Students can obtain this information from the Director of Admissions by requesting the information in writing.

Student's Initials: _____ Date: _____

Initial only after you have had sufficient time to read and understand the information.

Cost of Educational Program

Total charges for the program for students completing on-time in 2018: NA

Total charges for the program for students completing on-time in 2019: \$14,400.00

Total charges may be higher for students that do not complete on time.

Student's Initials: _____ Date: _____

Initial only after you have had sufficient time to read and understand the information.

Federal Student Loan Debt

| Calendar Year | Most recent three year cohort default rate, as reported by the United State Department of Education. ¹ | The percentage of enrolled students in 2018/2019 receiving federal student loans to pay for this program. | The average amount of Federal student loan debt of 2018/2019 graduates who took out federal student loans at this institution. | The percentage of graduates in 2018/2019 who took out federal student loans to pay for this program. |
|---------------|---|---|--|--|
| 2018 | 0.8 | NA | NA | NA |
| 2019 | 2.9 | NA | NA | NA |

MSN program's 1st cohort started May 2020. There were no enrollment reported during 2018 and 2019.

¹The percentage of students who defaulted on their federal student loans is called the Cohort Default Rate (CDR). It shows the percentage of this school's students who were more than 270 days (9 months) behind on their federal student loans within three years of when the first payment was due. This is the most recent CDR reported by the U.S. Department of Education.

Student's Initials: _____ Date: _____

Initial only after you have had sufficient time to read and understand the information.

This fact sheet is filed with the Bureau for Private Postsecondary Education. Regardless of any information you may have relating to completion rates, placement rates, starting salaries, or license exam passage rates, this fact sheet contains the information as calculated pursuant to state law.

Any questions a student may have regarding this fact sheet that have not been satisfactorily answered by the institution may be directed to the Bureau for Private Postsecondary Education at 2535 Capitol Oaks Drive, Suite 400, Sacramento, CA 95833, www.bppe.ca.gov, toll-free telephone number (888) 370-7589 or by fax (916) 263-1897.

Student Name-Print

Student Signature

Date

School Official

Date

Definitions

- “Number of Students Who Began the Program” means the number of students who began a program who were scheduled to complete the program within 100% of the published program length within the reporting calendar year and excludes all students who cancelled during the cancellation period.
- “Students Available for Graduation” is the number of students who began the program minus the number of students who have died, been incarcerated, or been called to active military duty.
- “Number of On-time Graduates” is the number of students who completed the program within 100% of the published program length within the reporting calendar year.
- “On-time Completion Rate” is the number of on-time graduates divided by the number of students available for graduation.
- “150% Graduates” is the number of students who completed the program within 150% of the program length (includes on-time graduates).
- “150% Completion Rate” is the number of students who completed the program in the reported calendar year within 150% of the published program length, including on-time graduates, divided by the number of students available for graduation.
- “Graduates Available for Employment” means the number of graduates minus the number of graduates unavailable for employment.
- “Graduates Unavailable for Employment” means the graduate who, after graduation, dies, become incarcerated, are called to active military duty, are international students that leave the United States or do not have a visa allowing employment in the United States, or are continuing their education in an accredited or bureau-approved postsecondary institution.
- “Graduates employed in the Field” means a graduate who beginning within six months after a student completes the applicable educational program are gainfully employed, whose employment has been reported, and for whom the institution has documented verification of employment. For occupations for which the state requires passing an examination, the six months period begins after the announcement of the examination results for the first examination available after a student completes an applicable educational program.
- “Placement Rate Employed in the Field” is calculated by dividing the number of graduates gainfully employed in the field by the number of graduates available for employment.
- “Number of Graduates Taking Exam” is the number of graduates who took the first available exam in the reported calendar year.

- “First Available Exam Date” is the date for the first available exam after a student completed a program.
- “Passage Rate” is calculated by dividing the number of graduates who passed the exam by the number of graduates who took the reported licensing exam.
- “Number Who Passed First Available Exam” is the number of graduates who took and passed the first available licensing exam after completing the program.
- “Salary” is as reported by graduate or graduate’s employer.
- “No Salary Information Reported” is the number of graduates for whom, after making reasonable attempts, the school was not able to obtain salary information.

STUDENT’S RIGHT TO CANCEL

The student shall have the right to cancel an agreement for a program of instruction including any equipment, until midnight of the fifth business day after the day on which the student did any of the following: attended the first class of the program of instruction; received a copy of the notice of cancellation; and received a copy of the agreement and the disclosures.


If the institution gave the student any equipment, the student shall return the equipment within 30 days following the date of the Notice of Cancellation. If the student fails to return the equipment within this 30 day-period, the institution may retain that portion of the consideration paid by the student equal to the documented cost to the institution of the equipment and shall refund the portion of the consideration exceeding the documented cost to the institution of the equipment within 10 days after the period within which the student is required to return the equipment. The student may retain the equipment without further obligation to pay for it.

To cancel the contract for school mail or deliver a signed and dated copy of cancellation notice, or any other written notice or send a telegram to:

Homestead Schools, Inc.
 23800 Hawthorne Blvd. Suite 200
 Torrance, CA 90505

Student’s Initials: _____ **Date:** _____

Initial only after you have had sufficient time to read and understand the information.



HOMESTEAD SCHOOLS, INC.
 23800 HAWTHORNE BLVD., SUITE 200
 TORRANCE, CA 90505
 Tel. (310) 791-9975 / Fax (310) 791-0135

**SCHOOL PERFORMANCE FACT SHEET
 CALENDAR YEARS 2018 & 2019**

**PROGRAM NAME: VOCATIONAL NURSING
 PROGRAM LENGTH: 1632 Hours**

On-Time Completion Rates: (Graduation Rates)

| Calendar Year | Number of Students Who Began Program | Students Available for Graduation | Number of on-time Graduates | On-time Completion Rate |
|---------------|--------------------------------------|-----------------------------------|-----------------------------|-------------------------|
| 2018 | 121 | 108 | 99 | 92% |
| 2019 | 120 | 108 | 83 | 77% |

Student's Initials: _____ Date: _____
 Initial only after you have had sufficient time to read and understand the information.

150% TABLE

Students Completing After within 150% of Published Program Length

| Calendar Year | Number of Students Who Began Program | Students Available for Graduation | 150% Graduates | 150% Completion Rate |
|---------------|--------------------------------------|-----------------------------------|----------------|----------------------|
| **2018 | 121 | 108 | 104 | 96% |
| **2019 | 120 | 108 | 11 | 87% |

** Included if the program is more than one year in length.

Student's Initials: _____ Date: _____
 Initial only after you have had sufficient time to read and understand the information.

Job Placement Rates (includes data for the two calendar years prior to reporting)

| Calendar Year | Number of Student Who Began Program | Number of Graduate | Graduates Available for Employment | Graduates Employed in the Field | Placement Rate Employed in the Field |
|----------------------|--|---------------------------|---|--|---|
| 2018 | 121 | 104 | 104 | 76 | 73% |
| 2019 | 120 | 83 | 83 | 68 | 81% |

You may obtain from the institution a list of the employment positions determined to be in the field for which a student received education and training. Students can obtain this information from the Director of Admissions by requesting the information in writing.

Gainfully Employed Categories (includes data for the two calendar years prior to reporting)

Part Time vs. Full Time Employment

| Calendar Year | “Part-Time” Graduates Employed in the field 20 to 29 hours per week | “Full-Time” Graduates Employed in at least 30 hours per week | Total Graduates Employed in the Field |
|----------------------|--|---|--|
| 2018 | 10 | 66 | 76 |
| 2019 | 64 | 4 | 68 |

Single Position vs. Concurrent Aggregated Positions

| Calendar Year | Graduates Employed in the field in the single position | Graduates Employed in the field in concurrent aggregated positions | Total Graduates Employed in the Field |
|----------------------|---|---|--|
| 2018 | 76 | 0 | 76 |
| 2019 | 68 | 0 | 68 |

Self-Employed/Freelance Positions

| Calendar Year | Graduates Employed who are self-employed or working freelance | Total Graduates Employed in the Field |
|---------------|---|---------------------------------------|
| 2018 | 0 | 76 |
| 2019 | 0 | 68 |

Institutional Employment

| Calendar Year | Graduates Employed in the field who are employed by the institution, an employer owned by the institution, or an employer who shares ownership with the institution | Total Graduates Employed in the Field |
|---------------|---|---------------------------------------|
| 2018 | 0 | 76 |
| 2019 | 0 | 68 |

Student's Initials: _____ Date: _____
Initial only after you have had sufficient time to read and understand the information.

IF the majority of graduates from this program obtain jobs in self-employment or freelance work add:

This program may result in freelance or self-employment.

- The work available to graduates of this program is usually for freelance or self-employment.
- This type of work may not be consistent.
- The period of employment can range from one day to weeks to several months.
- Hours worked in a day or week may be more or less than the traditional 8 hour work day or 40 hour work week.
- You can expect to spend unpaid time expanding your networks, advertising, promoting your services, or honing your skills.
- Once graduates begin to work freelance or are self-employed, they will be asked to provide documentation that they are employed as such so that they may be counted as placed for our job placement records.
- Students initialing this disclosure understand that either a majority or all of this school's graduates are employed in this manner and understand what comprises this work style.

Student's Initials: _____ Date: _____
Only initial after you have had sufficient time to read and understand the information.

License Examination Passage Rates
(includes data for the two calendar years prior to reporting)

| Calendar Year | Number of Graduates in Calendar Year | Number of Graduates Taking Exam | Number Who Passed First Available Exam | Number Who Failed First Available Exam | Passage Rate |
|---------------|--------------------------------------|---------------------------------|--|--|--------------|
| 2018 | 104 | 81 | 58 | 23 | 72% |
| 2019 | 68 | 50 | 42 | 8 | 84 |

Licensure examination passage data is available from the state agency administering the examination and also in student file.

Student's Initials: _____ **Date:** _____

Initial only after you have had sufficient time to read and understand the information.

Salary and Wage Information
(includes data for the two calendar years prior to reporting)

Annual Salary and Wages Reported for Graduates Employed in the Field

| Calendar Year | Graduates Available for Employment | Graduates Employed in Field | \$0 | \$5,001 | \$10,001 | \$15,001 |
|---------------|------------------------------------|-----------------------------|---------|----------|----------|----------|
| | | | - | - | - | - |
| | | | \$5,000 | \$10,000 | \$15,000 | \$20,000 |
| 2018 | 104 | 76 | 0 | 0 | 1 | 1 |
| 2019 | 83 | 68 | 0 | 2 | 3 | 1 |

| Calendar Year | \$20,001 | \$25,001 | \$30,001 | \$35,001 | \$40,001 | \$45,001 | \$50,001 |
|---------------|----------|----------|----------|----------|----------|----------|----------|
| | - | - | - | - | - | - | - |
| | \$25,000 | \$30,000 | \$35,000 | \$40,000 | \$45,000 | \$50,000 | \$55,000 |
| 2018 | 9 | 17 | 10 | 6 | 13 | 7 | 6 |
| 2019 | 2 | 6 | 4 | 4 | 5 | 15 | 0 |

| Calendar Year | \$55,001 | \$60,001 | \$65,001 | \$70,001 | \$75,001 | \$80,001 | \$85,001 |
|---------------|---------------|---------------|---------------|---------------|---------------|---------------|---------------|
| | - \$60,000 | - \$65,000 | - \$70,000 | - \$75,000 | - \$80,000 | - \$85,000 | - \$90,000 |
| 2018 | 4 | 1 | 1 | 0 | 0 | 0 | 0 |
| 2019 | 7 | 9 | 3 | 2 | 5 | 0 | 0 |

| Calendar Year | \$90,001 | \$95,001 | Over \$100,000 | No Salary Information Reported |
|---------------|---------------|----------------|----------------|--------------------------------|
| | - \$95,000 | - \$100,000 | | |
| 2018 | 0 | 0 | 0 | 0 |
| 2019 | 0 | 0 | 0 | 0 |

A list of sources used to substantiate salary disclosures is available from the school. Students can obtain this information from the Director of Admissions by requesting the information in writing.

Student's Initials: _____ Date: _____

Initial only after you have had sufficient time to read and understand the information.

Cost of Educational Program

Total charges for the program for students completing on-time in 2018: **\$29,950.00.**

Total charges may be higher for students that do not complete on time.

Total charges for the program for students completing on-time in 2019: **\$31,950.00.**

Total charges may be higher for students that do not complete on time.

Student's Initials: _____ Date: _____

Initial only after you have had sufficient time to read and understand the information.

Federal Student Loan Debt

| Calendar Year | Most recent three year cohort default rate, as reported by the United State Department | The percentage of enrolled students in 2018/2019 receiving federal student loans to pay for this program. | The average amount of Federal student loan debt of 2018/2019 graduates who took out federal student loans at this institution. | The percentage of graduates in 2018/2019 who took out federal student loans to pay for this program. |
|---------------|--|---|--|--|
| | | | | |

| | | | | |
|------|--------------------------------------|-----|--------|-----|
| | of Education.¹ | | | |
| 2018 | 0.8 | 73% | 17,852 | 80% |
| 2019 | 2.9 | 70% | 18240 | 95% |

¹The percentage of students who defaulted on their federal student loans is called the Cohort Default Rate (CDR). It shows the percentage of this school's students who were more than 270 days (9 months) behind on their federal student loans within three years of when the first payment was due. This is the most recent CDR reported by the U.S. Department of Education.

Student's Initials: _____ Date: _____
Initial only after you have had sufficient time to read and understand the information.

This fact sheet is filed with the Bureau for Private Postsecondary Education. Regardless of any information you may have relating to completion rates, placement rates, starting salaries, or license exam passage rates, this fact sheet contains the information as calculated pursuant to state law.

Any questions a student may have regarding this fact sheet that have not been satisfactorily answered by the institution may be directed to the Bureau for Private Postsecondary Education at 2535 Capitol Oaks Drive, Suite 400, Sacramento, CA 95833, www.bppe.ca.gov, toll-free telephone number (888) 370-7589 or by fax (916) 263-1897.

Student Name-Print

Student Signature

Date

School Official

Date

Definitions

- "Number of Students Who Began the Program" means the number of students who began a program who were scheduled to complete the program within 100% of the published program length within the reporting calendar year and excludes all students who cancelled during the cancellation period.
- "Students Available for Graduation" is the number of students who began the program minus the number of students who have died, been incarcerated, or been called to active military duty.
- "Number of On-time Graduates" is the number of students who completed the program within 100% of the published program length within the reporting calendar year.
- "On-time Completion Rate" is the number of on-time graduates divided by the number of students available for graduation.

- “150% Graduates” is the number of students who completed the program within 150% of the program length (includes on-time graduates).
- “150% Completion Rate” is the number of students who completed the program in the reported calendar year within 150% of the published program length, including on-time graduates, divided by the number of students available for graduation.
- “Graduates Available for Employment” means the number of graduates minus the number of graduates unavailable for employment.
- “Graduates Unavailable for Employment” means the graduate who, after graduation, dies, become incarcerated, are called to active military duty, are international students that leave the United States or do not have a visa allowing employment in the United States, or are continuing their education in an accredited or bureau-approved postsecondary institution.
- “Graduates employed in the Field” means a graduate who beginning within six months after a student completes the applicable educational program are gainfully employed, whose employment has been reported, and for whom the institution has documented verification of employment. For occupations for which the state requires passing an examination, the six months period begins after the announcement of the examination results for the first examination available after a student completes an applicable educational program.
- “Placement Rate Employed in the Field” is calculated by dividing the number of graduates gainfully employed in the field by the number of graduates available for employment.
- “Number of Graduates Taking Exam” is the number of graduates who took the first available exam in the reported calendar year.
- “First Available Exam Date” is the date for the first available exam after a student completed a program.
- “Passage Rate” is calculated by dividing the number of graduates who passed the exam by the number of graduates who took the reported licensing exam.
- “Number Who Passed First Available Exam” is the number of graduates who took and passed the first available licensing exam after completing the program.
- “Salary” is as reported by graduate or graduate’s employer.
- “No Salary Information Reported” is the number of graduates for whom, after making reasonable attempts, the school was not able to obtain salary information.

STUDENT'S RIGHT TO CANCEL

The student shall have the right to cancel an agreement for a program of instruction including any equipment, until midnight of the fifth business day after the day on which the student did any of the following: attended the first class of the program of instruction; received a copy of the notice of cancellation; and received a copy of the agreement and the disclosures.


If the institution gave the student any equipment, the student shall return the equipment within 30 days following the date of the Notice of Cancellation. If the student fails to return the equipment within this 30 day-period, the institution may retain that portion of the consideration paid by the student equal to the documented cost to the institution of the equipment and shall refund the portion of the consideration exceeding the documented cost to the institution of the equipment within 10 days after the period within which the student is required to return the equipment. The student may retain the equipment without further obligation to pay for it.

To cancel the contract for school mail or deliver a signed and dated copy of cancellation notice, or any other written notice or send a telegram to:

Homestead Schools, Inc.
23800 Hawthorne Blvd. Suite 200
Torrance, CA 90505

Student's Initials: _____ **Date:** _____

Initial only after you have had sufficient time to read and understand the information.



HOMESTEAD SCHOOLS, INC.
 23800 HAWTHORNE BLVD., SUITE 200
 TORRANCE, CA 90505
 Tel. (310) 791-9975 / Fax (310) 791-0135

**SCHOOL PERFORMANCE FACT SHEET
 CALENDAR YEARS 2018 & 2019**

**PROGRAM NAME: RN-BSN
 PROGRAM LENGTH: 1088 Hours**

On-Time Completion Rates: (Graduation Rates)

| Calendar Year | Number of Students Who Began Program | Students Available for Graduation | Number of on-time Graduates | On-time Completion Rate |
|---------------|--------------------------------------|-----------------------------------|-----------------------------|-------------------------|
| 2018 | 23 | 10 | 9 | 90% |
| 2019 | 8 | 6 | 5 | 83% |

Student's Initials: _____ Date: _____
 Initial only after you have had sufficient time to read and understand the information.

150% TABLE

Students Completing After within 150% of Published Program Length

| Calendar Year | Number of Students Who Began Program | Students Available for Graduation | 150% Graduates | 150% Completion Rate |
|---------------|--------------------------------------|-----------------------------------|----------------|----------------------|
| **2018 | 23 | 10 | 0 | 0% |
| **2019 | 8 | 6 | 0 | 0% |

** Included if the program is more than one year in length.

Student's Initials: _____ Date: _____
 Initial only after you have had sufficient time to read and understand the information.

Job Placement Rates (includes data for the two calendar years prior to reporting)

| Calendar Year | Number of Student Who Began Program | Number of Graduate | Graduates Available for Employment | Graduates Employed in the Field | Placement Rate Employed in the Field |
|----------------------|--|---------------------------|---|--|---|
| 2018 | 23 | 10 | 10 | 10 | 100% |
| 2019 | 6 | 5 | 5 | 5 | 100% |

You may obtain from the institution a list of the employment positions determined to be in the field for which a student received education and training. Students can obtain this information from the Director of Admissions by requesting the information in writing.

Gainfully Employed Categories (includes data for the two calendar years prior to reporting)

Part Time vs. Full Time Employment

| Calendar Year | “Part-Time” Graduates Employed in the field 20 to 29 hours per week | “Full-Time” Graduates Employed in at least 30 hours per week | Total Graduates Employed in the Field |
|----------------------|--|---|--|
| 2018 | 0 | 10 | 10 |
| 2019 | 0 | 5 | 5 |

Single Position vs. Concurrent Aggregated Positions

| Calendar Year | Graduates Employed in the field in the single position | Graduates Employed in the field in concurrent aggregated positions | Total Graduates Employed in the Field |
|----------------------|---|---|--|
| 2018 | 10 | 0 | 10 |
| 2019 | 5 | 0 | 5 |

Self-Employed/Freelance Positions

| Calendar Year | Graduates Employed who are self-employed or working freelance | Total Graduates Employed in the Field |
|---------------|---|---------------------------------------|
| 2018 | 0 | 10 |
| 2019 | 0 | 5 |

Institutional Employment

| Calendar Year | Graduates Employed in the field who are employed by the institution, an employer owned by the institution, or an employer who shares ownership with the institution | Total Graduates Employed in the Field |
|---------------|---|---------------------------------------|
| 2018 | 0 | 10 |
| 2019 | 0 | 5 |

Student's Initials: _____ Date: _____
Initial only after you have had sufficient time to read and understand the information.

IF the majority of graduates from this program obtain jobs in self-employment or freelance work add:

This program may result in freelance or self-employment.

- The work available to graduates of this program is usually for freelance or self-employment.
- This type of work may not be consistent.
- The period of employment can range from one day to weeks to several months.
- Hours worked in a day or week may be more or less than the traditional 8 hour work day or 40 hour work week.
- You can expect to spend unpaid time expanding your networks, advertising, promoting your services, or honing your skills.
- Once graduates begin to work freelance or are self-employed, they will be asked to provide documentation that they are employed as such so that they may be counted as placed for our job placement records.
- Students initialing this disclosure understand that either a majority or all of this school's graduates are employed in this manner and understand what comprises this work style.

Student's Initials: _____ Date: _____
Only initial after you have had sufficient time to read and understand the information.

License Examination Passage Rates
(includes data for the two calendar years prior to reporting)

| Calendar Year | Number of Graduates in Calendar Year | Number of Graduates Taking Exam | Number Who Passed First Available Exam | Number Who Failed First Available Exam | Passage Rate |
|---------------|--------------------------------------|---------------------------------|--|--|--------------|
| 2018 | NA | NA | NA | NA | NA |
| 2019 | NA | NA | NA | NA | NA |

Licensure examination passage data is available from the state agency administering the examination and also in student file.

Student's Initials: _____ Date: _____

Initial only after you have had sufficient time to read and understand the information.

Salary and Wage Information
(includes data for the two calendar years prior to reporting)

Annual Salary and Wages Reported for Graduates Employed in the Field

| Calendar Year | Graduates Available for Employment | Graduates Employed in Field | \$0 | \$5,001 | \$10,001 | \$15,001 |
|---------------|------------------------------------|-----------------------------|---------|----------|----------|----------|
| | | | - | - | - | - |
| | | | \$5,000 | \$10,000 | \$15,000 | \$20,000 |
| 2018 | 10 | 10 | 0 | 0 | 0 | 0 |
| 2019 | 5 | 5 | 0 | 0 | 0 | 1 |

| Calendar Year | \$20,001 | \$25,001 | \$30,001 | \$35,001 | \$40,001 | \$45,001 | \$50,001 |
|---------------|----------|----------|----------|----------|----------|----------|----------|
| | - | - | - | - | - | - | - |
| | \$25,000 | \$30,000 | \$35,000 | \$40,000 | \$45,000 | \$50,000 | \$55,000 |
| 2018 | 1 | 0 | 0 | 0 | 0 | 0 | 0 |
| 2019 | 0 | 0 | 0 | 0 | 1 | 0 | 0 |

| Calendar Year | \$55,001 | \$60,001 | \$65,001 | \$70,001 | \$75,001 | \$80,001 | \$85,001 |
|---------------|---------------|---------------|---------------|---------------|---------------|---------------|---------------|
| | - \$60,000 | - \$65,000 | - \$70,000 | - \$75,000 | - \$80,000 | - \$85,000 | - \$90,000 |
| 2018 | 0 | 1 | 0 | 0 | 5 | 2 | 1 |
| 2019 | 0 | 1 | 0 | 0 | 3 | 0 | 0 |

| Calendar Year | \$90,001 | \$95,001 | Over \$100,000 | No Salary Information Reported |
|---------------|---------------|----------------|----------------|--------------------------------|
| | - \$95,000 | - \$100,000 | | |
| 2018 | 0 | 0 | 0 | 0 |
| 2019 | 0 | 0 | 0 | 0 |

A list of sources used to substantiate salary disclosures is available from the school. Students can obtain this information from the Director of Admissions by requesting the information in writing.

Student's Initials: _____ **Date:** _____

Initial only after you have had sufficient time to read and understand the information.

Cost of Educational Program

Total charges for the program for students completing on-time in 2018: **\$23,700.00**

Total charges may be higher for students that do not complete on time.

Total charges for the program for students completing on-time in 2019: **\$23,700.00**

Total charges may be higher for students that do not complete on time.

Student's Initials: _____ **Date:** _____

Initial only after you have had sufficient time to read and understand the information.

Federal Student Loan Debt

| Calendar Year | Most recent three year cohort default rate, as reported by the United State Department of Education. ¹ | The percentage of enrolled students in 2018/2019 receiving federal student loans to pay for this program. | The average amount of Federal student loan debt of 2018/2019 graduates who took out federal student loans at this institution. | The percentage of graduates in 2018/2019 who took out federal student loans to pay for this program. |
|---------------|---|---|--|--|
| 2018 | 0.8 | 32% | 10,397 | 43% |
| 2019 | 2.9 | 50% | 21,998 | 60% |

¹The percentage of students who defaulted on their federal student loans is called the Cohort Default Rate (CDR). It shows the percentage of this school's students who were more than 270 days (9 months) behind on their federal student loans within three years of when the first payment was due. This is the most recent CDR reported by the U.S. Department of Education.

Student's Initials: _____ Date: _____
Initial only after you have had sufficient time to read and understand the information.

This fact sheet is filed with the Bureau for Private Postsecondary Education. Regardless of any information you may have relating to completion rates, placement rates, starting salaries, or license exam passage rates, this fact sheet contains the information as calculated pursuant to state law.

Any questions a student may have regarding this fact sheet that have not been satisfactorily answered by the institution may be directed to the Bureau for Private Postsecondary Education at 2535 Capitol Oaks Drive, Suite 400, Sacramento, CA 95833, www.bppe.ca.gov, toll-free telephone number (888) 370-7589 or by fax (916) 263-1897.

 Student Name-Print

 Student Signature

 Date

 School Official

 Date

Definitions

- “Number of Students Who Began the Program” means the number of students who began a program who were scheduled to complete the program within 100% of the published program length within the reporting calendar year and excludes all students who cancelled during the cancellation period.
- “Students Available for Graduation” is the number of students who began the program minus the number of students who have died, been incarcerated, or been called to active military duty.
- “Number of On-time Graduates” is the number of students who completed the program within 100% of the published program length within the reporting calendar year.
- “On-time Completion Rate” is the number of on-time graduates divided by the number of students available for graduation.
- “150% Graduates” is the number of students who completed the program within 150% of the program length (includes on-time graduates).
- “150% Completion Rate” is the number of students who completed the program in the reported calendar year within 150% of the published program length, including on-time graduates, divided by the number of students available for graduation.
- “Graduates Available for Employment” means the number of graduates minus the number of graduates unavailable for employment.
- “Graduates Unavailable for Employment” means the graduate who, after graduation, dies, become incarcerated, are called to active military duty, are international students that leave the United States or do not have a visa allowing employment in the United States, or are continuing their education in an accredited or bureau-approved postsecondary institution.
- “Graduates employed in the Field” means a graduate who beginning within six months after a student completes the applicable educational program are gainfully employed, whose employment has been reported, and for whom the institution has documented verification of employment. For occupations for which the state requires passing an examination, the six months period begins after the announcement of the examination results for the first examination available after a student completes an applicable educational program.
- “Placement Rate Employed in the Field” is calculated by dividing the number of graduates gainfully employed in the field by the number of graduates available for employment.
- “Number of Graduates Taking Exam” is the number of graduates who took the first available exam in the reported calendar year.
- “First Available Exam Date” is the date for the first available exam after a student completed a program.
- “Passage Rate” is calculated by dividing the number of graduates who passed the exam by the number of graduates who took the reported licensing exam.
- “Number Who Passed First Available Exam” is the number of graduates who took and passed the first available licensing exam after completing the program.
- “Salary” is as reported by graduate or graduate’s employer.
- “No Salary Information Reported” is the number of graduates for whom, after making reasonable attempts, the school was not able to obtain salary information.

STUDENT'S RIGHT TO CANCEL

The student shall have the right to cancel an agreement for a program of instruction including any equipment, until midnight of the fifth business day after the day on which the student did any of the following: attended the first class of the program of instruction; received a copy of the notice of cancellation; and received a copy of the agreement and the disclosures.

If the institution gave the student any equipment, the student shall return the equipment within 30 days following the date of the Notice of Cancellation. If the student fails to return the equipment within this 30 day-period, the institution may retain that portion of the consideration paid by the student equal to the documented cost to the institution of the equipment and shall refund the portion of the consideration exceeding the documented cost to the institution of the equipment within 10 days after the period within which the student is required to return the equipment. The student may retain the equipment without further obligation to pay for it.

To cancel the contract for school mail or deliver a signed and dated copy of cancellation notice, or any other written notice or send a telegram to:

Homestead Schools, Inc.
23800 Hawthorne Blvd. Suite 200
Torrance, CA 90505

Student's Initials: _____ **Date:** _____

Initial only after you have had sufficient time to read and understand the information.