

Silicon Valley Polytechnic Institute

Institution Code: 67964704
 1762 Technology Drive, Suite 228
 San Jose, CA 95110
 http://www.SVPT.com
 Tel: 408-436-3000, Fax: 408-573-0200

School Performance Fact Sheet

2014 & 2015 Calendar Years

Program Title: **Digital VLSI Design with Verilog (12 Weeks)**

Program Level: **Certificate**

On-Time Completion Rates

Calendar Year	Number of Students Who Began Program ¹	Students Available for Graduation ²	Graduates ³	Completion Rate ⁴
2013	1	1	1	100%
2014	*	*	*	*

Students Completing After Published Program Length (101-150% Completion Rate)

Calendar Year	Number of Students Who Began Program ¹	Students Available for Graduation ²	150% Graduates ⁵	150% Completion Rate ⁶
2013	1	1	1	*
2014	*	*	*	*

Student's Initials: _____ Date: _____

Placement Rates

Calendar Year	Number of Students Who Began Program ¹	Number of Graduates ³	Graduates Available for Employment ⁷	Graduates Employed in the Field ⁸	Placement Rate Employed in the Field ⁹	Rate of an average of less than 32 hours per week	Rate of an average of at or more than 32 hours per week
2013	1	1	1	1	100%	0	100%
2014	*	*	*	*	*	*	*

Students are entitled to a list of the job classifications considered to be in the field of this educational program. To obtain this list, please ask an institutional representative.

Student's Initials: _____ Date: _____

Examination Passage Rates (for licensure examinations not continuously administered)

Calendar Year	Number of Students Taking Exam ¹⁰	Exam Date ¹¹	Number Who Passed Exam	Number Who Failed Exam	Passage Rate ¹²
2013	N/A	N/A	N/A	N/A	N/A
2014	N/A	N/A	N/A	N/A	N/A

Examination Passage Rates (for licensure examinations not continuously administered)

Calendar Year	Number of Students Taking Exam ¹⁰	Number Who Passed First Exam Taken	Number Who Failed First Exam Taken	Number Who Failed Exam	Passage Rate ¹²
2013	N/A	N/A	N/A	N/A	N/A
2014	N/A	N/A	N/A	N/A	N/A

Student's Initials: _____ Date: _____

Salary and Wage Information (includes data for the two calendar years prior to reporting)

Calendar Year	Graduates Available for Employment ⁷	Graduates Employed in the Field ⁸	Annual Salary and Wages Reported Graduates Employed in the Field ¹⁴				
			\$70,001.00 - \$75,000.00	\$75,001.00 - \$80,000.00	\$80,001.00 - \$95,000.00	\$95,001.00 - \$100,000.00	Salary Not Reported
2013	1	1	0	0	1	*	*
2014	*	*	*	*	*	*	*

Students are entitled to a list of the objective sources of information used to substantiate the salary disclosure. To obtain this list, please ask an institutional representative where to view this list.

Student's Initials: _____ Date: _____



School Performance Fact Sheet

2014 & 2015 Calendar Years

Program Title: **Computer Aided Design and Drafting with Solidworks (12 Weeks)**

Program Level: **Certificate**

On-Time Completion Rates

Calendar Year	Number of Students Who Began Program ¹	Students Available for Graduation ²	Graduates ³	Completion Rate ⁴
2013	1	1	1	100%
2014	4	4	4	100%

Students Completing After Published Program Length (101-150% Completion Rate)

Calendar Year	Number of Students Who Began Program ¹	Students Available for Graduation ²	150% Graduates ⁵	150% Completion Rate ⁶
2013	1	*	*	*
2014	*	*	*	*

Student's Initials: _____ Date: _____

Placement Rates

Calendar Year	Number of Students Who Began Program ¹	Number of Graduates ³	Graduates Available for Employment ⁷	Graduates Employed in the Field ⁸	Placement Rate Employed in the Field ⁹	Rate of an average of less than 32 hours per week	Rate of an average of at or more than 32 hours per week
2013	1	1	1	1	100%	0	100%
2014	4	4	4	4	100%	0	100%

Students are entitled to a list of the job classifications considered to be in the field of this educational program. To obtain this list, please ask an institutional representative.

Student's Initials: _____ Date: _____

Examination Passage Rates (for licensure examinations not continuously administered)

Calendar Year	Number of Students Taking Exam ¹⁰	Exam Date ¹¹	Number Who Passed Exam	Number Who Failed Exam	Passage Rate ¹²
2013	N/A	N/A	N/A	N/A	N/A
2014	N/A	N/A	N/A	N/A	N/A

Examination Passage Rates (for licensure examinations not continuously administered)

Calendar Year	Number of Students Taking Exam ¹⁰	Number Who Passed First Exam Taken	Number Who Failed First Exam Taken	Number Who Failed Exam	Passage Rate ¹²
2013	N/A	N/A	N/A	N/A	N/A
2014	N/A	N/A	N/A	N/A	N/A

Student's Initials: _____ Date: _____

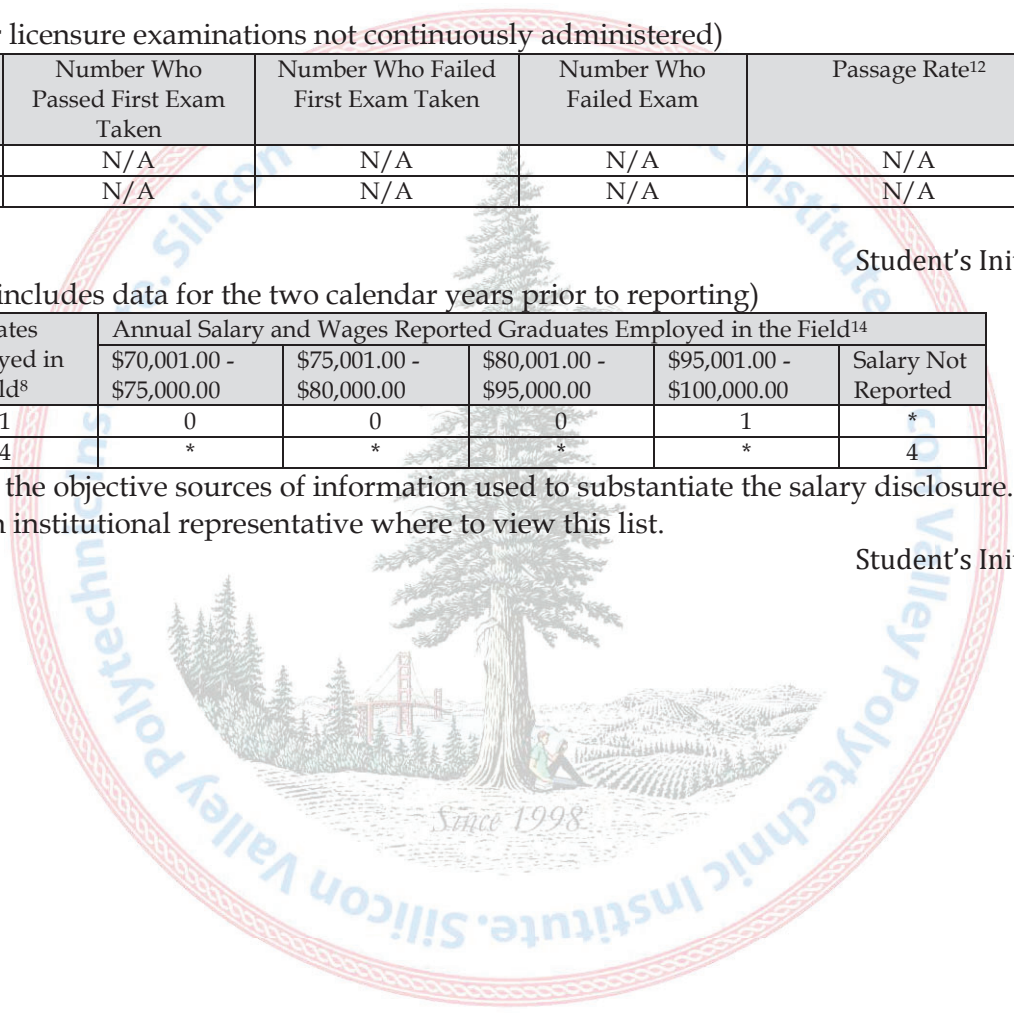
Salary and Wage Information (includes data for the two calendar years prior to reporting)

Calendar Year	Graduates Available for Employment ⁷	Graduates Employed in the Field ⁸	Annual Salary and Wages Reported Graduates Employed in the Field ¹⁴				
			\$70,001.00 - \$75,000.00	\$75,001.00 - \$80,000.00	\$80,001.00 - \$95,000.00	\$95,001.00 - \$100,000.00	Salary Not Reported
2013	1	1	0	0	0	1	*
2014	4	4	*	*	*	*	4

Student's Initials: _____ Date: _____

Students are entitled to a list of the objective sources of information used to substantiate the salary disclosure.

To obtain this list, please ask an institutional representative where to view this list.



SVPTI UNIVERSITY OF CALIFORNIA

School Performance Fact Sheet

2014 & 2015 Calendar Years

Program Title: **Advanced 3D Computer Aided Design and Drafting with Solidworks (12 Weeks)**

Program Level: **Certificate**

On-Time Completion Rates

Calendar Year	Number of Students Who Began Program ¹	Students Available for Graduation ²	Graduates ³	Completion Rate ⁴
2013	1	1	1	100%
2014	4	4	4	100%

Students Completing After Published Program Length (101-150% Completion Rate)

Calendar Year	Number of Students Who Began Program ¹	Students Available for Graduation ²	150% Graduates ⁵	150% Completion Rate ⁶
2013	1	1	*	*
2014	0	0	*	*

Student's Initials: _____ Date: _____

Placement Rates

Calendar Year	Number of Students Who Began Program ¹	Number of Graduates ³	Graduates Available for Employment ⁷	Graduates Employed in the Field ⁸	Placement Rate Employed in the Field ⁹	Rate of an average of less than 32 hours per week	Rate of an average of at or more than 32 hours per week
2012	1	1	1	1	100%	0	100%
2013	4	4	4	4	100%	0	100%

Students are entitled to a list of the job classifications considered to be in the field of this educational program. To obtain this list, please ask an institutional representative.

Student's Initials: _____ Date: _____

Examination Passage Rates (for licensure examinations not continuously administered)

Calendar Year	Number of Students Taking Exam ¹⁰	Exam Date ¹¹	Number Who Passed Exam	Number Who Failed Exam	Passage Rate ¹²
2013	N/A	N/A	N/A	N/A	N/A
2014	N/A	N/A	N/A	N/A	N/A

Examination Passage Rates (for licensure examinations not continuously administered)

Calendar Year	Number of Students Taking Exam ¹⁰	Number Who Passed First Exam Taken	Number Who Failed First Exam Taken	Number Who Failed Exam	Passage Rate ¹²
2013	N/A	N/A	N/A	N/A	N/A
2014	N/A	N/A	N/A	N/A	N/A

Student's Initials: _____ Date: _____

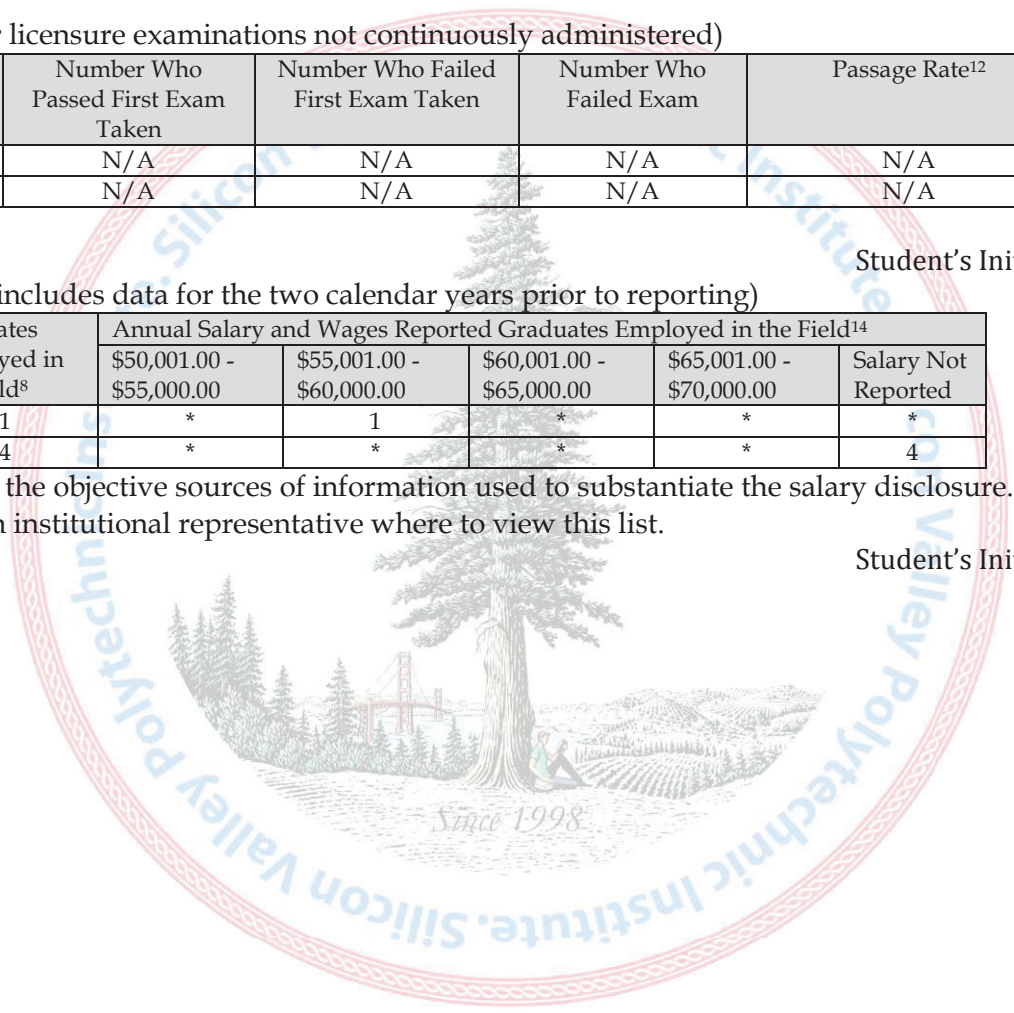
Salary and Wage Information (includes data for the two calendar years prior to reporting)

Calendar Year	Graduates Available for Employment ⁷	Graduates Employed in the Field ⁸	Annual Salary and Wages Reported Graduates Employed in the Field ¹⁴				
			\$50,001.00 - \$55,000.00	\$55,001.00 - \$60,000.00	\$60,001.00 - \$65,000.00	\$65,001.00 - \$70,000.00	Salary Not Reported
2013	1	1	*	1	*	*	*
2014	4	4	*	*	*	*	4

Student's Initials: _____ Date: _____

Students are entitled to a list of the objective sources of information used to substantiate the salary disclosure.

To obtain this list, please ask an institutional representative where to view this list.



SVPTI UNIVERSITY OF CALIFORNIA

School Performance Fact Sheet

2014 & 2015 Calendar Years

Program Title: **Computer Aided Design and Drafting with AutoCAD (12 Weeks)**

Program Level: **Certificate**

On-Time Completion Rates

Calendar Year	Number of Students Who Began Program ¹	Students Available for Graduation ²	Graduates ³	Completion Rate ⁴
2013	1	1	1	100%
2014	1	1	1	100%

Students Completing After Published Program Length (101-150% Completion Rate)

Calendar Year	Number of Students Who Began Program ¹	Students Available for Graduation ²	150% Graduates ⁵	150% Completion Rate ⁶
2013	1	*	*	*
2014	1	*	*	*

Student's Initials: _____ Date: _____

Placement Rates

Calendar Year	Number of Students Who Began Program ¹	Number of Graduates ³	Graduates Available for Employment ⁷	Graduates Employed in the Field ⁸	Placement Rate Employed in the Field ⁹	Rate of an average of less than 32 hours per week	Rate of an average of at or more than 32 hours per week
2013	1	1	1	1	100%	0	100%
2014	1	1	1	1	100%	0	100%

Students are entitled to a list of the job classifications considered to be in the field of this educational program. To obtain this list, please ask an institutional representative.

Student's Initials: _____ Date: _____

Examination Passage Rates (for licensure examinations not continuously administered)

Calendar Year	Number of Students Taking Exam ¹⁰	Exam Date ¹¹	Number Who Passed Exam	Number Who Failed Exam	Passage Rate ¹²
2013	N/A	N/A	N/A	N/A	N/A
2014	N/A	N/A	N/A	N/A	N/A

Examination Passage Rates (for licensure examinations not continuously administered)

Calendar Year	Number of Students Taking Exam ¹⁰	Number Who Passed First Exam Taken	Number Who Failed First Exam Taken	Number Who Failed Exam	Passage Rate ¹²
2013	N/A	N/A	N/A	N/A	N/A
2014	N/A	N/A	N/A	N/A	N/A

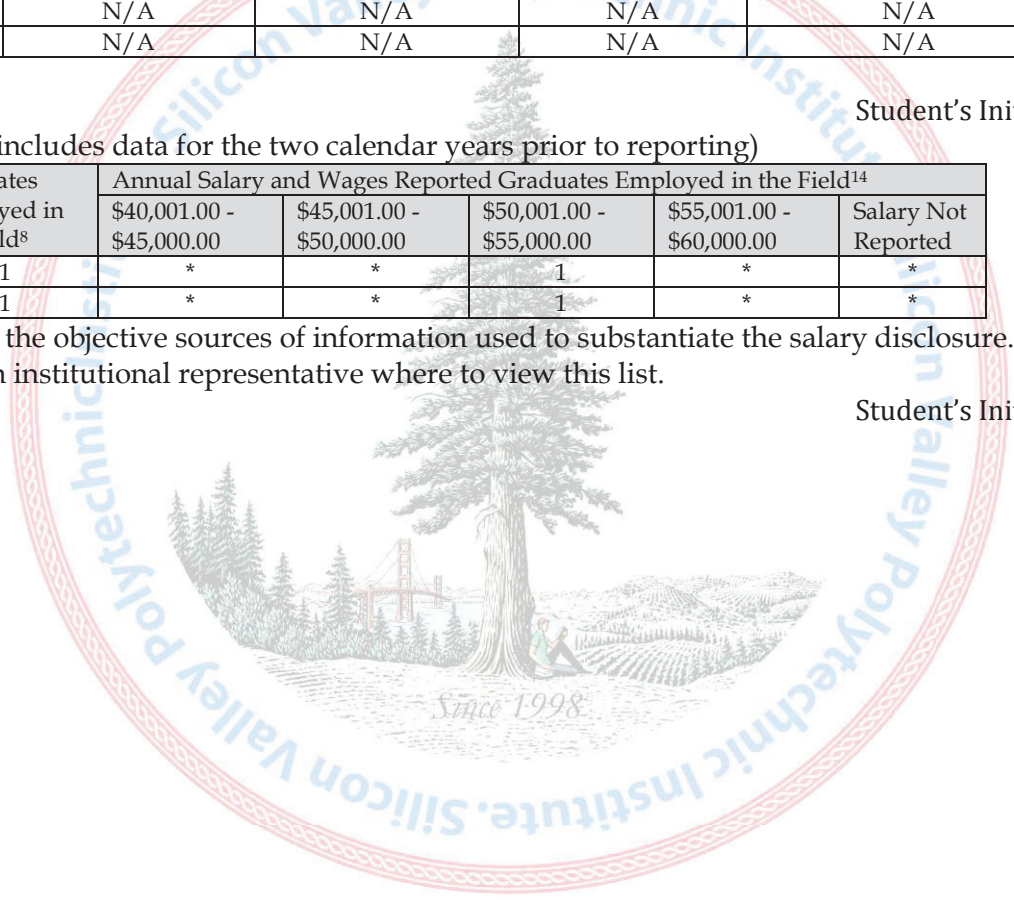
Student's Initials: _____ Date: _____

Salary and Wage Information (includes data for the two calendar years prior to reporting)

Calendar Year	Graduates Available for Employment ⁷	Graduates Employed in the Field ⁸	Annual Salary and Wages Reported Graduates Employed in the Field ¹⁴				
			\$40,001.00 - \$45,000.00	\$45,001.00 - \$50,000.00	\$50,001.00 - \$55,000.00	\$55,001.00 - \$60,000.00	Salary Not Reported
2013	1	1	*	*	1	*	*
2014	1	1	*	*	1	*	*

Students are entitled to a list of the objective sources of information used to substantiate the salary disclosure. To obtain this list, please ask an institutional representative where to view this list.

Student's Initials: _____ Date: _____



SVPTI UNIVERSITY OF CALIFORNIA

School Performance Fact Sheet

2014 & 2015 Calendar Years

Program Title: **Advanced and 3D Computer Aided Design and Drafting with AutoCAD (12 Weeks)**

Program Level: **Certificate**

On-Time Completion Rates

Calendar Year	Number of Students Who Began Program ¹	Students Available for Graduation ²	Graduates ³	Completion Rate ⁴
2013	3	3	3	100%
2014	*	*	*	*

Students Completing After Published Program Length (101-150% Completion Rate)

Calendar Year	Number of Students Who Began Program ¹	Students Available for Graduation ²	Graduates ³	Completion Rate ⁴
2013	*	*	*	*
2014	*	*	*	*

Student's Initials: _____ Date: _____

Placement Rates

Calendar Year	Number of Students Who Began Program ¹	Students Available for Graduation ²	Graduates ³	Rate of an	Rate of an average of at or more than 32 hours per week
2013	3	3	3	100%	0
2014	*	*	*	*	*

Students are entitled to a list of the job classifications considered to be in the field of this educational program. To obtain this list, please ask an institutional representative.

Student's Initials: _____ Date: _____

Examination Passage Rates (for licensure examinations not continuously administered)

Calendar Year	Number of Students Taking Exam ¹⁰	Exam Date ¹¹	Number Who Passed Exam	Number Who Failed Exam	Passage Rate ¹²
2013	2012	N/A	N/A	N/A	N/A
2014	2013	N/A	N/A	N/A	N/A

Examination Passage Rates (for licensure examinations not continuously administered)

Calendar Year	Number of Students Taking Exam ¹⁰	Number Who Passed First Exam Taken	Number Who Failed First Exam Taken	Number Who Failed Exam	Passage Rate ¹²
2013	N/A	N/A	N/A	N/A	N/A
2014	N/A	N/A	N/A	N/A	N/A

Student's Initials: _____ Date: _____

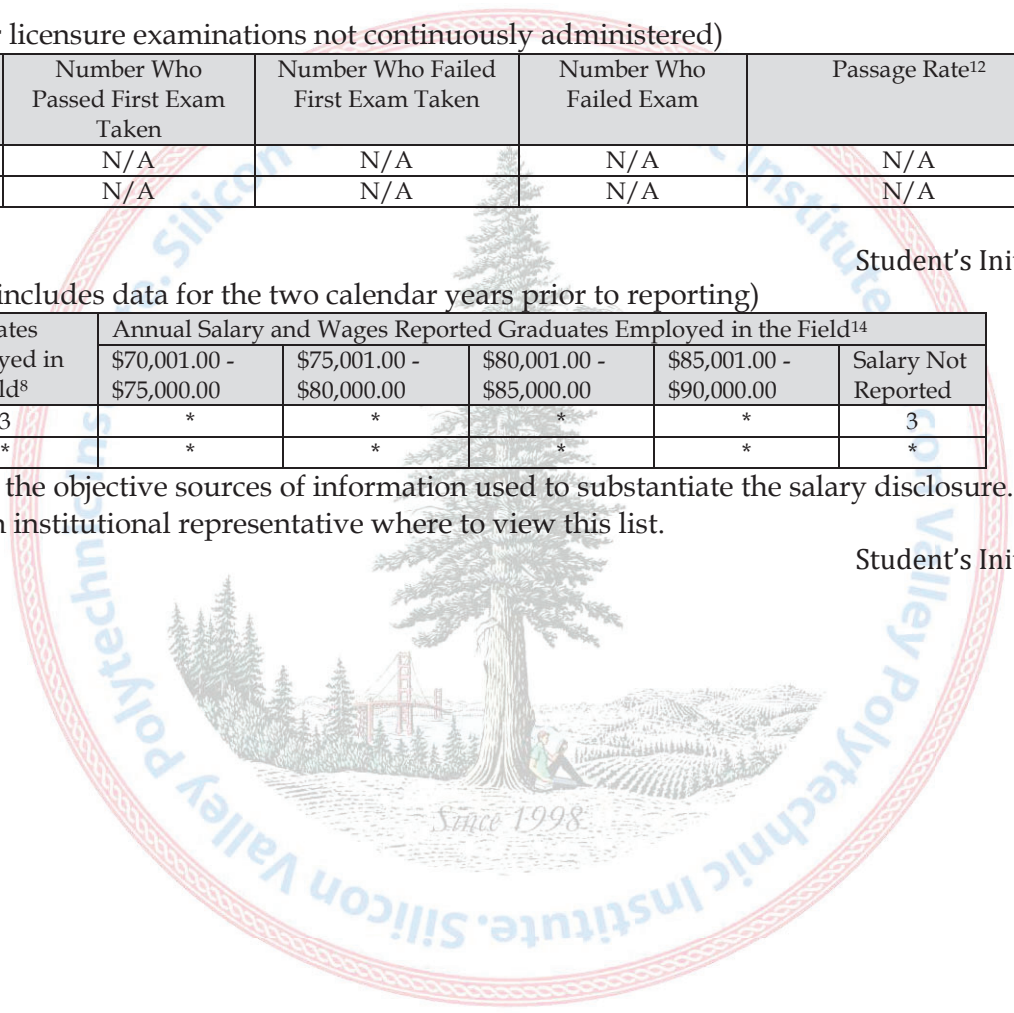
Salary and Wage Information (includes data for the two calendar years prior to reporting)

Calendar Year	Graduates Available for Employment ⁷	Graduates Employed in the Field ⁸	Annual Salary and Wages Reported Graduates Employed in the Field ¹⁴				
			\$70,001.00 - \$75,000.00	\$75,001.00 - \$80,000.00	\$80,001.00 - \$85,000.00	\$85,001.00 - \$90,000.00	Salary Not Reported
2013	3	3	*	*	*	*	3
2014	*	*	*	*	*	*	*

Student's Initials: _____ Date: _____

Students are entitled to a list of the objective sources of information used to substantiate the salary disclosure.

To obtain this list, please ask an institutional representative where to view this list.




SVPTI UNIVERSITY OF CALIFORNIA

ks)

On-Time Completion Rates

Placement Rates



SVPTI UNIVERSITY OF THE EAST

Examination Passage Rates (for licensure examinations not continuously administered)

Calendar Year	Number of Students Taking Exam ¹⁰	Number Who Passed First Exam Taken	Number Who Failed First Exam Taken	Number Who Failed Exam	Passage Rate ¹²
2012	N/A	N/A	N/A	N/A	N/A
2013	N/A	N/A	N/A	N/A	N/A

Student's Initials: _____ Date: _____

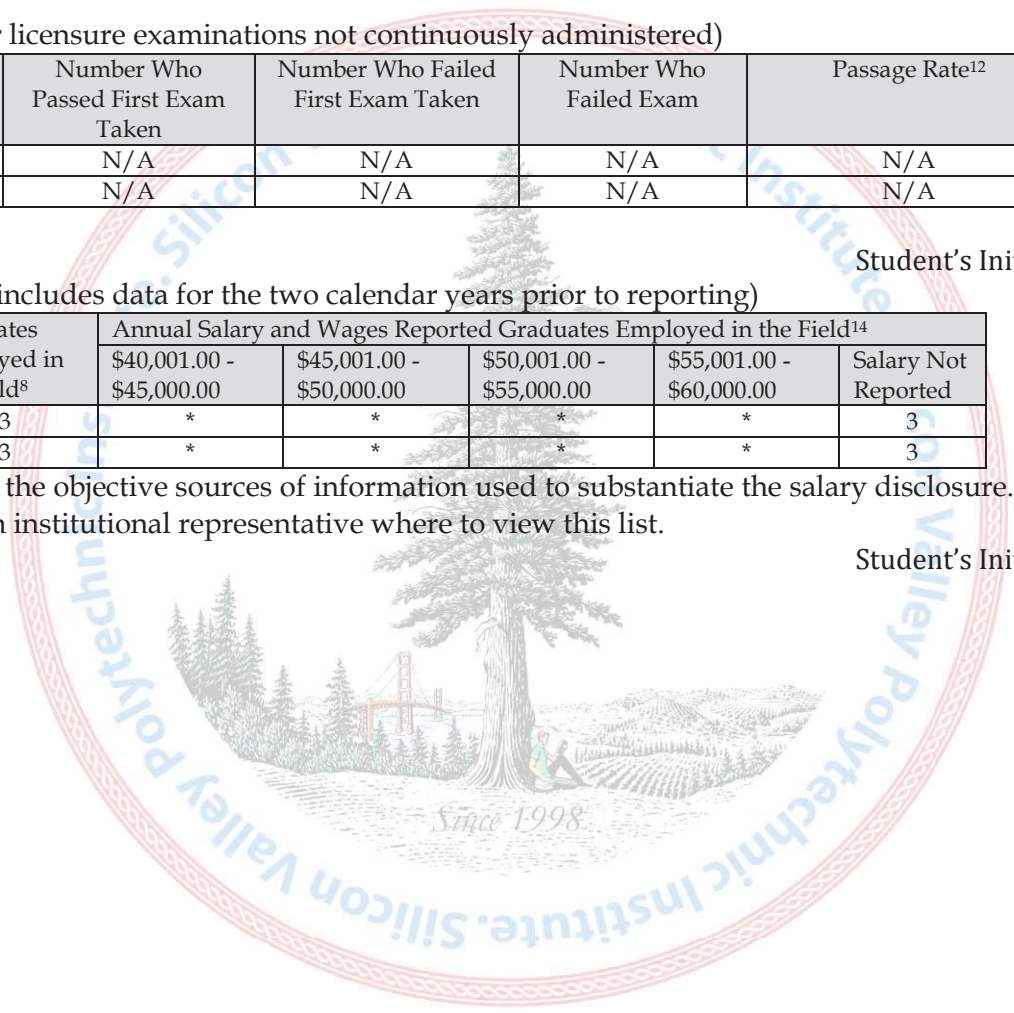
Salary and Wage Information (includes data for the two calendar years prior to reporting)

Calendar Year	Graduates Available for Employment ⁷	Graduates Employed in the Field ⁸	Annual Salary and Wages Reported Graduates Employed in the Field ¹⁴				
			\$40,001.00 - \$45,000.00	\$45,001.00 - \$50,000.00	\$50,001.00 - \$55,000.00	\$55,001.00 - \$60,000.00	Salary Not Reported
2012	3	3	*	*	*	*	3
2014	3	3	*	*	*	*	3

Student's Initials: _____ Date: _____

Students are entitled to a list of the objective sources of information used to substantiate the salary disclosure.


To obtain this list, please ask an institutional representative where to view this list.



SVPTI JOE

On-Time Completion Rates

Placement Rates



SVPTI UNIVERSITY OF CALIFORNIA

Examination Passage Rates (for licensure examinations not continuously administered)

Calendar Year	Number of Students Taking Exam ¹⁰	Number Who Passed First Exam Taken	Number Who Failed First Exam Taken	Number Who Failed Exam	Passage Rate ¹²
2013	N/A	N/A	N/A	N/A	N/A
2014	N/A	N/A	N/A	N/A	N/A

Student's Initials: _____ Date: _____

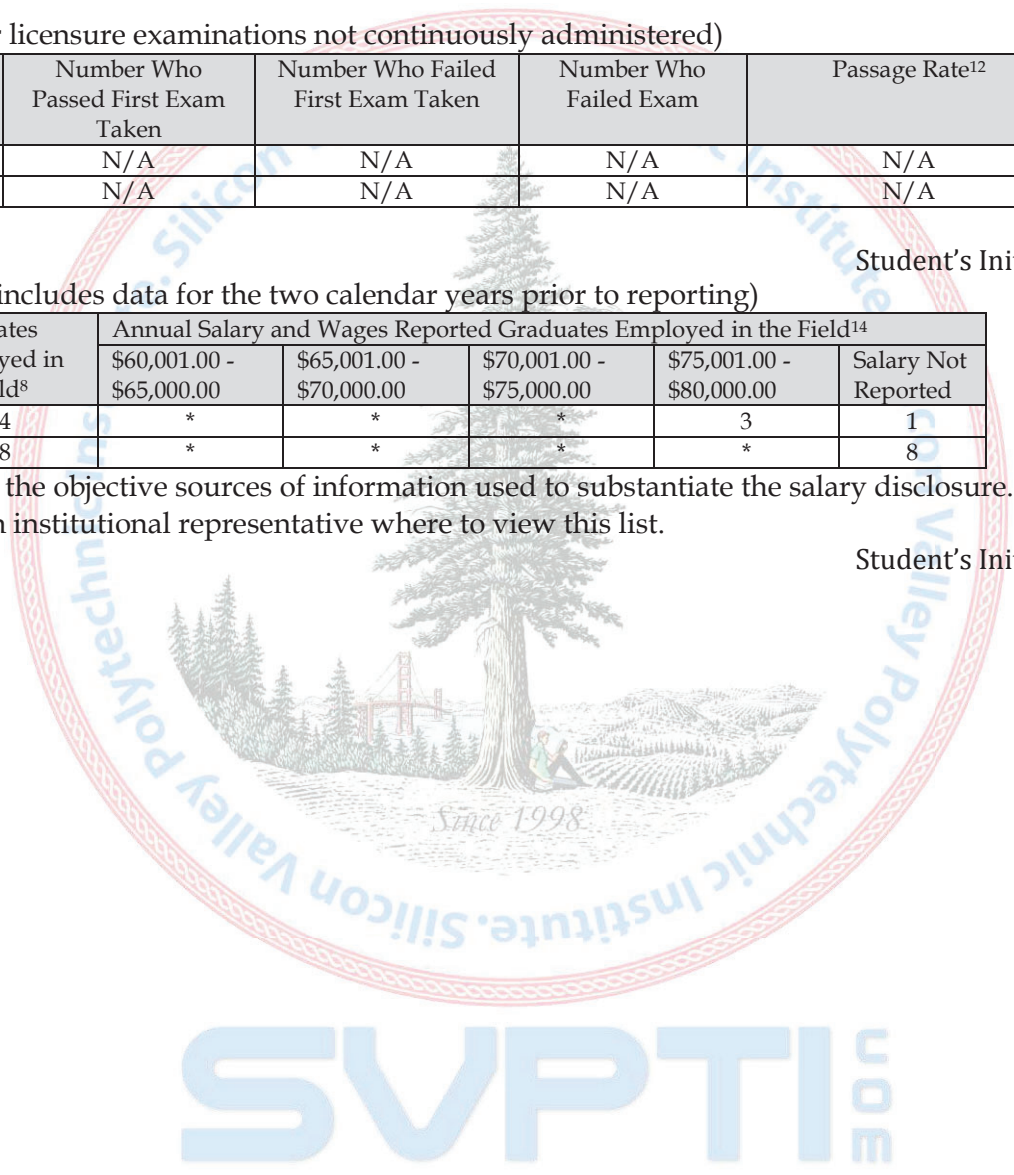
Salary and Wage Information (includes data for the two calendar years prior to reporting)

Calendar Year	Graduates Available for Employment ⁷	Graduates Employed in the Field ⁸	Annual Salary and Wages Reported Graduates Employed in the Field ¹⁴				
			\$60,001.00 - \$65,000.00	\$65,001.00 - \$70,000.00	\$70,001.00 - \$75,000.00	\$75,001.00 - \$80,000.00	Salary Not Reported
2013	5	4	*	*	*	3	1
2014	10	8	*	*	*	*	8

Student's Initials: _____ Date: _____

Students are entitled to a list of the objective sources of information used to substantiate the salary disclosure.


To obtain this list, please ask an institutional representative where to view this list.



SVPTI UNIVERSITY OF CALIFORNIA

On-Time Completion Rates

Placement Rates



SVPTI UOE

Examination Passage Rates (for licensure examinations not continuously administered)

Calendar Year	Number of Students Taking Exam ¹⁰	Number Who Passed First Exam Taken	Number Who Failed First Exam Taken	Number Who Failed Exam	Passage Rate ¹²
2013	N/A	N/A	N/A	N/A	N/A
2014	N/A	N/A	N/A	N/A	N/A

Student's Initials: _____ Date: _____

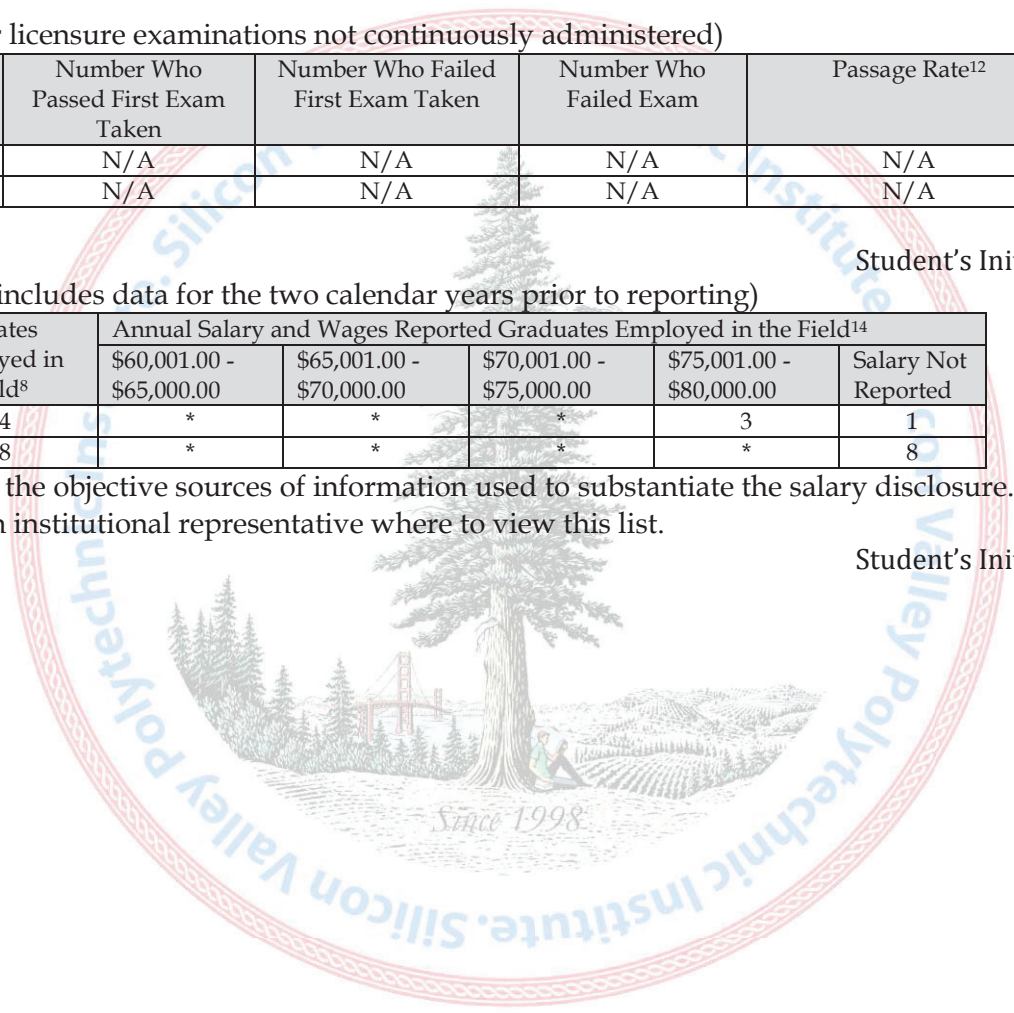
Salary and Wage Information (includes data for the two calendar years prior to reporting)

Calendar Year	Graduates Available for Employment ⁷	Graduates Employed in the Field ⁸	Annual Salary and Wages Reported Graduates Employed in the Field ¹⁴				
			\$60,001.00 - \$65,000.00	\$65,001.00 - \$70,000.00	\$70,001.00 - \$75,000.00	\$75,001.00 - \$80,000.00	Salary Not Reported
2013	5	4	*	*	*	3	1
2014	10	8	*	*	*	*	8

Student's Initials: _____ Date: _____

Students are entitled to a list of the objective sources of information used to substantiate the salary disclosure.

To obtain this list, please ask an institutional representative where to view this list.



SVPTI UNIVERSITY OF CALIFORNIA

School Performance Fact Sheet

2014 & 2015 Calendar Years

Program Title: **PCB & PWB Technology Fundamentals (12 Weeks)**

Program Level: **Certificate**

On-Time Completion Rates

Calendar Year	Number of Students Who Began Program ¹	Students Available for Graduation ²	Graduates ³	Completion Rate ⁴
2013	1	1	1	100%
2014	*	*	*	*

Students Completing After Published Program Length (101-150% Completion Rate)

Calendar Year	Number of Students Who Began Program ¹	Students Available for Graduation ²	150% Graduates ⁵	150% Completion Rate ⁶
2013	*	*	*	*
2014	*	*	*	*

Student's Initials: _____ Date: _____

Placement Rates

	Began			Graduates Employed in the	Placement Rate	Rate of an average of less	Rate of an average of at or more than 32 hours per week
2013	1	1	1	1	100%	*	100%
2014	*	*	*	*	*	*	*

Students are entitled to a list of the job classifications considered to be in the field of this educational program. To obtain this list, please ask an institutional representative.

Student's Initials: _____ Date: _____

Examination Passage Rates (for licensure examinations not continuously administered)

Calendar Year	Number of Students Taking Exam ¹⁰	Exam Date ¹¹	Number Who Passed Exam	Number Who Failed Exam	Passage Rate ¹²
2013	N/A	N/A	N/A	N/A	N/A
2014	N/A	N/A	N/A	N/A	N/A

Examination Passage Rates (for licensure examinations not continuously administered)

Calendar Year	Number of Students Taking Exam ¹⁰	Number Who Passed First Exam Taken	Number Who Failed First Exam Taken	Number Who Failed Exam	Passage Rate ¹²
2013	N/A	N/A	N/A	N/A	N/A
2014	N/A	N/A	N/A	N/A	N/A

Student's Initials: _____ Date: _____

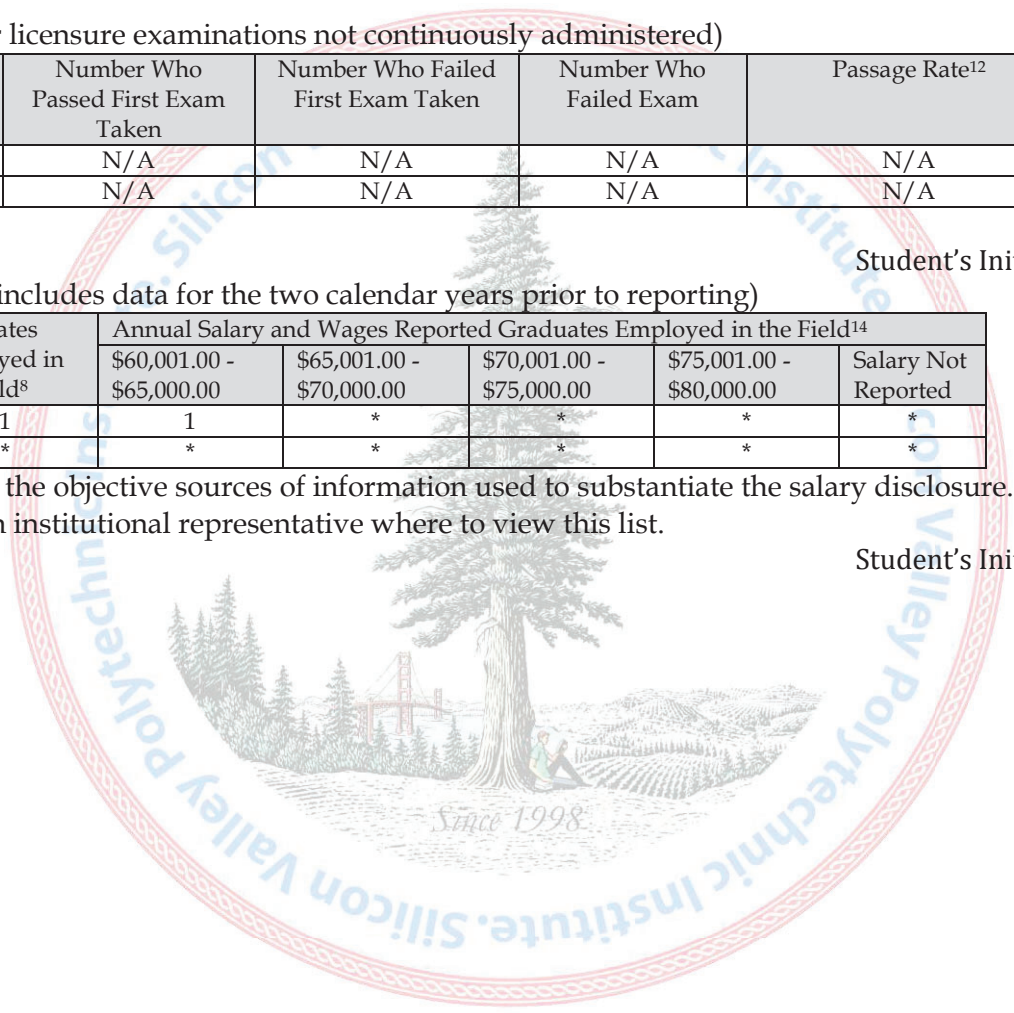
Salary and Wage Information (includes data for the two calendar years prior to reporting)

Calendar Year	Graduates Available for Employment ⁷	Graduates Employed in the Field ⁸	Annual Salary and Wages Reported Graduates Employed in the Field ¹⁴				
			\$60,001.00 - \$65,000.00	\$65,001.00 - \$70,000.00	\$70,001.00 - \$75,000.00	\$75,001.00 - \$80,000.00	Salary Not Reported
2013	1	1	1	*	*	*	*
2014	*	*	*	*	*	*	*

Student's Initials: _____ Date: _____

Students are entitled to a list of the objective sources of information used to substantiate the salary disclosure.


To obtain this list, please ask an institutional representative where to view this list.



SVPTI JOE

On-Time Completion Rates

Placement Rates



SVPTI UNIVERSITY OF THE EAST

Examination Passage Rates (for licensure examinations not continuously administered)

Calendar Year	Number of Students Taking Exam ¹⁰	Number Who Passed First Exam Taken	Number Who Failed First Exam Taken	Number Who Failed Exam	Passage Rate ¹²
2013	N/A	N/A	N/A	N/A	N/A
2014	N/A	N/A	N/A	N/A	N/A

Student's Initials: _____ Date: _____

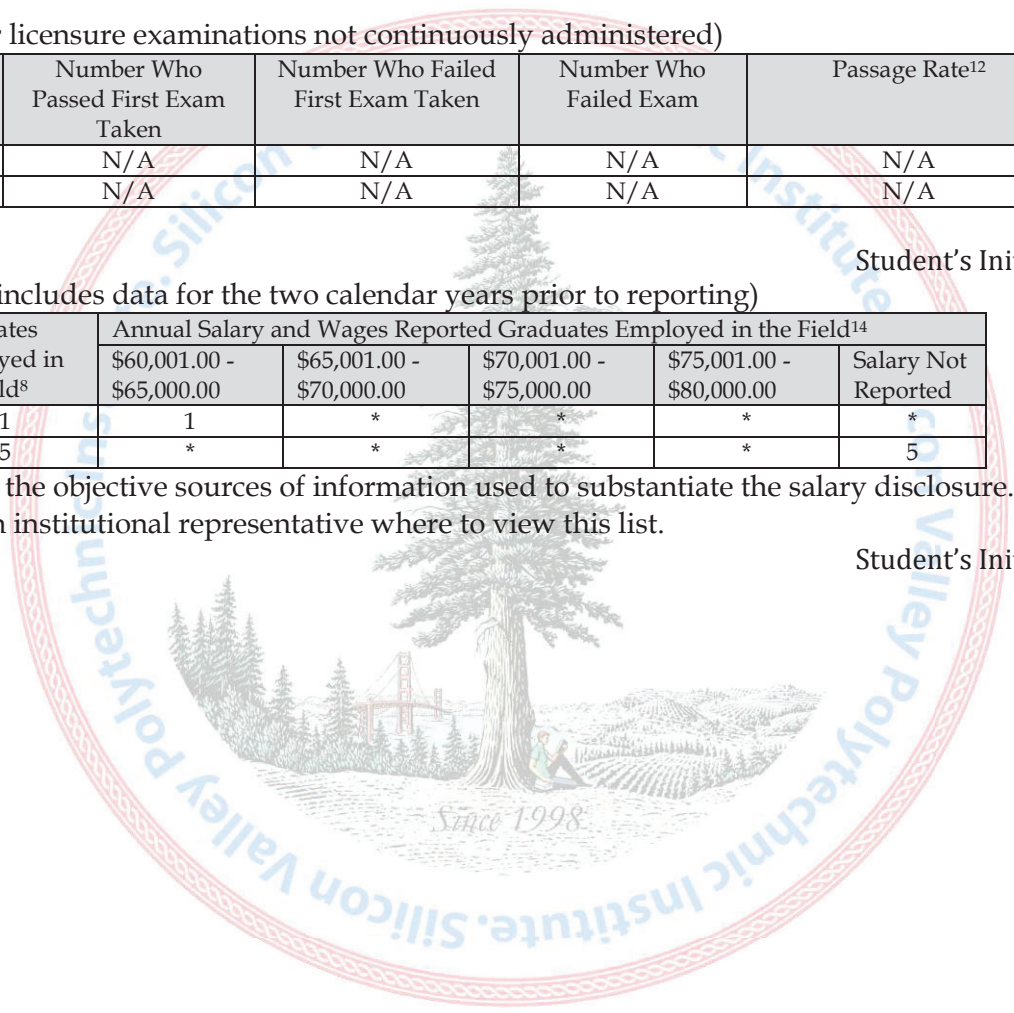
Salary and Wage Information (includes data for the two calendar years prior to reporting)

Calendar Year	Graduates Available for Employment ⁷	Graduates Employed in the Field ⁸	Annual Salary and Wages Reported Graduates Employed in the Field ¹⁴				
			\$60,001.00 - \$65,000.00	\$65,001.00 - \$70,000.00	\$70,001.00 - \$75,000.00	\$75,001.00 - \$80,000.00	Salary Not Reported
2013	1	1	1	*	*	*	*
2014	5	5	*	*	*	*	5

Student's Initials: _____ Date: _____

Students are entitled to a list of the objective sources of information used to substantiate the salary disclosure.


To obtain this list, please ask an institutional representative where to view this list.



SVPTI UNIVERSITY OF CALIFORNIA

On-Time Completion Rates

Placement Rates



SVPTI UOE

Examination Passage Rates (for licensure examinations not continuously administered)

Calendar Year	Number of Students Taking Exam ¹⁰	Number Who Passed First Exam Taken	Number Who Failed First Exam Taken	Number Who Failed Exam	Passage Rate ¹²
2013	N/A	N/A	N/A	N/A	N/A
2014	N/A	N/A	N/A	N/A	N/A

Student's Initials: _____ Date: _____

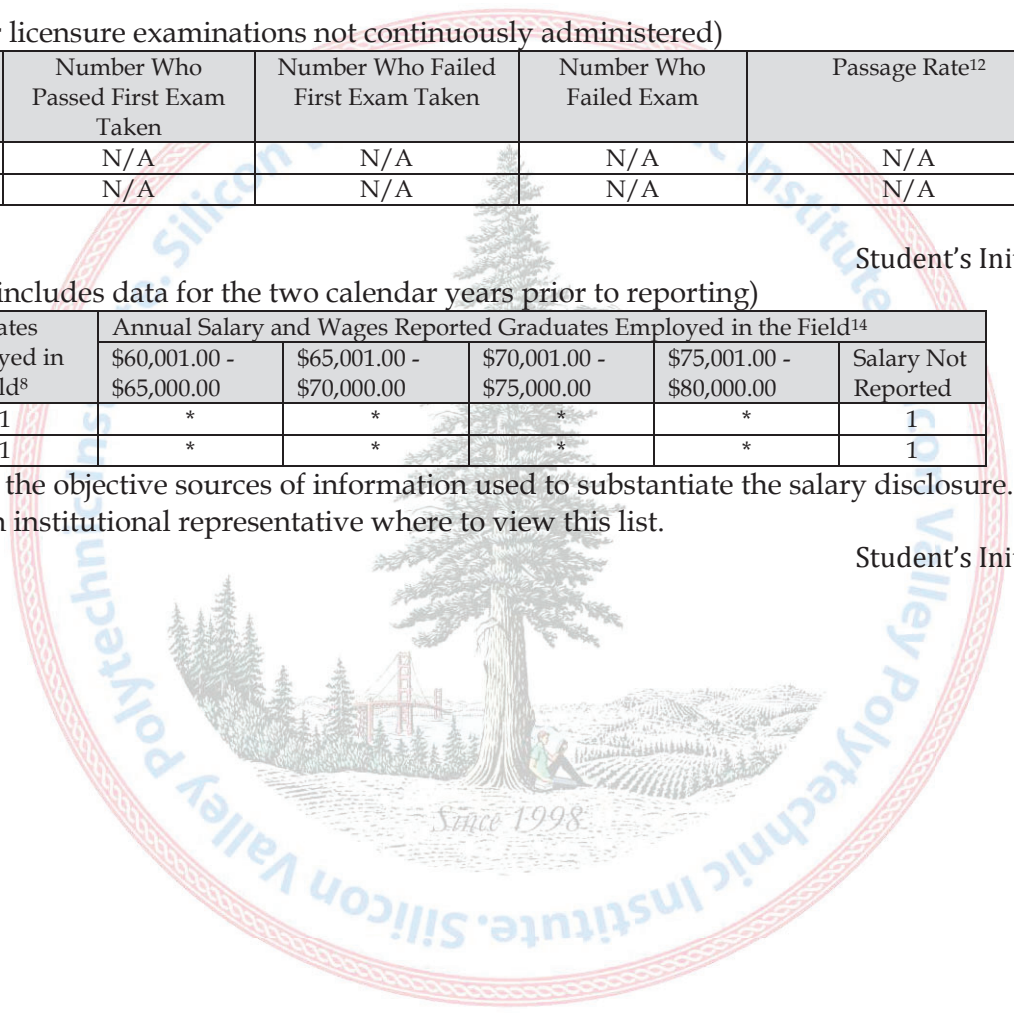
Salary and Wage Information (includes data for the two calendar years prior to reporting)

Calendar Year	Graduates Available for Employment ⁷	Graduates Employed in the Field ⁸	Annual Salary and Wages Reported Graduates Employed in the Field ¹⁴				
			\$60,001.00 - \$65,000.00	\$65,001.00 - \$70,000.00	\$70,001.00 - \$75,000.00	\$75,001.00 - \$80,000.00	Salary Not Reported
2013	1	1	*	*	*	*	1
2014	1	1	*	*	*	*	1

Student's Initials: _____ Date: _____

Students are entitled to a list of the objective sources of information used to substantiate the salary disclosure.

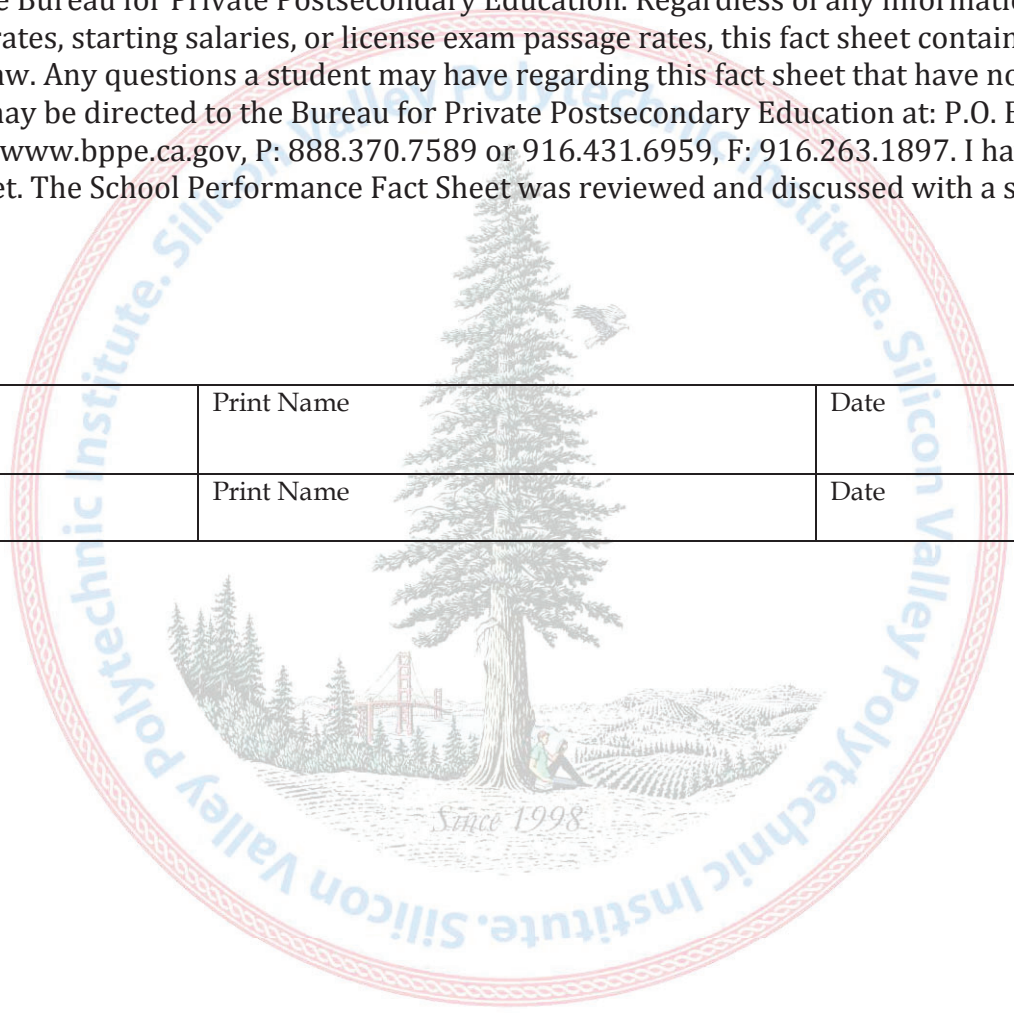
To obtain this list, please ask an institutional representative where to view this list.



SVPTI UNIVERSITY OF CALIFORNIA

This fact sheet is filed with the Bureau for Private Postsecondary Education. Regardless of any information you may have relating to completion rates, placement rates, starting salaries, or license exam passage rates, this fact sheet contains the information as calculated pursuant to state law. Any questions a student may have regarding this fact sheet that have not been satisfactorily answered by the institution may be directed to the Bureau for Private Postsecondary Education at: P.O. Box 980818, West Sacramento, CA 95798-0818, www.bppe.ca.gov, P: 888.370.7589 or 916.431.6959, F: 916.263.1897. I have read and understand this School Performance Fact Sheet. The School Performance Fact Sheet was reviewed and discussed with a school official prior to signing an enrollment agreement.

Student Signature	Print Name	Date
School Representative Signature	Print Name	Date




Definitions

- ¹ “Number of Students Who Began Program” means the number of students who began the program who are scheduled to complete the program within the reporting calendar year, and includes all the students who remained enrolled after their cancellation period.
- ² “Students available for graduation” is the number of students who began program minus the number of students who have died, been incarcerated, or been called to active military duty.
- ³ “Graduates” is the number of students who completed the program within 100% of the program length.
- ⁴ “Completion Rate” is the number of Graduates divided by the Number of Students Available for Graduation.
- ⁵ “150% Graduates” is the number of students who completed within 101-150% of the program length.
- ⁶ “150% Completion Rate” is the number of students who completed the program in the reported calendar year within 101-150% of the published program length divided by the Number of Students Available for Graduation in the published program length period.
- ⁷ “Graduates available for employment” means the number of graduates minus the number of graduates unavailable for employment. “Graduates unavailable for employment” means the graduates who, after graduation, die, become incarcerated, are called to active military duty, are international students that leave the United States or do not have a visa allowing employment in the United States, or are continuing their education in an accredited or bureau-approved postsecondary institution.
- ⁸ “Graduates employed in the field” means graduates who are gainfully employed in a single position for which the institution represents the program prepares its graduates within six months after a student completes the applicable educational program. For occupations for which the state requires passing an examination, the period of employment must begin within six months of the announcement of the examination results for the first examination available after a student completes an applicable educational program.
- ⁹ “Placement Rate Employed in the Field” is calculated by dividing the number of graduates gainfully employed in the field by the number of graduates available for employment.
- ¹⁰ Number of Students Taking Exam is the number of students who completed the program within 150% of the published program length and who took the exam in the reported calendar year for the first time.
- ¹¹ Exam Date is the date for the first available exam after the students completed the program.
- ¹² Passage Rate is calculated by dividing the number of students who passed the exam by the number of graduates who took the reported licensing exam.

¹³Number Who Passed First Exam Taken is the number of students who took and passed the licensing exam in the reported calendar year on the first attempt.

¹⁴Salary is as reported by the student. Not all graduates report salary. A list of the employers of the Graduates Employed in the Field can be obtained from the school administrator.



SVPTI UOE