



School Performance Fact Sheet
2013 & 2014 Calendar Years

Associate of Science Degree- Medical Massage Therapy (1155 Hours)

On Time Completion Rates (includes data for the two calendar years prior to reporting)

Calendar Year	Number of Students Who Began Program ¹	Students Available for Graduation ²	Graduates ³	Completion Rate ⁴
2013	23	23	23	100%
2014	16	16	15	94%

Students Completing After Published Program Length (101-150% Completion Rate)

Calendar Year	Number of Students Who Began Program ¹	Students Available for Graduation ²	150% Graduates ⁵	150% Completion Rate ⁶
2013	0	0	00%	00%
2014	0	0	00%	00%

¹“Number of Students Who Began Program” is the number of students who began the program who are scheduled to complete the program within the reporting calendar year.

²“Students available for graduation” is the number of students who began program minus the number of “Students unavailable for graduation,” which means those students who have died, been incarcerated, or called to active military duty.


³“Graduates” is the number of students who completed the program within 100% of the published program length.

⁴“Completion Rate” is the number of Graduates divided by the Number of Students Available for Graduation.

⁵“150% Graduates” is the number of students who completed the program within 101-150% of the published program length.

⁶“150% Completion Rate” is the number of students who completed the program in the reported calendar year within 101-150% of the published program length divided by the Number of Students Available for Graduation in the published program length period.

Student's Initials: _____ Date: _____



School Performance Fact Sheet
2013 & 2014 Calendar Years

Associate of Science Degree- Medical Massage Therapy (1155 Hours)

Placement Rates (includes data for the two calendar years prior to reporting)

Calendar Year	Number of Students Who Began Program ¹	Number of Graduates ²	Graduates Available for Employment ³	Graduates Employed in the Field ⁴	Placement Rate Employed in the Field ⁵	Graduates Employed in the Field an average of less than 32 hours per week	Graduates Employed in the Field at least 32 hours per week
2013	23	23	23	19	83%	11	4
2014	16	15	15	11	73%	5	6

¹“Number of Students Who Began Program” means the number of students who began the program who are scheduled to complete the program within the reporting calendar year.

²“Number of Graduates” is the number of students who have completed the program within 100% of the published program length.


³“Graduates available for employment” means the number of graduates minus the number of graduates unavailable for employment. “Graduates unavailable for employment” means the graduates who, after graduation, die, become incarcerated, are called to active military duty, are international students that leave the United States or do not have a visa allowing employment in the United States, or are continuing their education in an accredited or bureau-approved postsecondary institution.

⁴“Graduates employed in the field” means graduates who are gainfully employed in a single position for which the institution represents the program prepares its graduates within six months after a student completes the applicable educational program. For occupations for which the state requires passing an examination, the period of employment shall begin within six months of the announcement of the examination results for the first examination available after a student completes an applicable educational program.

⁵“Placement Rate is calculated by dividing the number of graduates gainfully employed in the field by the number of graduates available for employment.

A list of employment positions determined to be within the field for which a student received education and training for the calculation of job placement rates, is maintained in the school's business office and with admissions personnel. Employment positions are provided by the graduates gathered through placement services.

Student's Initials: _____ Date: _____



School Performance Fact Sheet
2013 & 2014 Calendar Years

Associate of Science Degree- Medical Massage Therapy (1155 Hours)

Examination Passage Rates (for licensure examinations not continuously administered)

Number of Students Taking Exam¹	Exam Date²	Number Who Passed Exam	Number Who Failed Exam	Passage Rate³
2013		NOT REQUIRED		
2014		NOT REQUIRED		

¹Number of Students Taking Exam is the number of students who completed the program within 150% of published program length and for whom the reported exam is the first exam that was available after their completion of the program.

²Exam Date is the date for the first available exam after the students completed the program.

³Passage Rate is calculated by dividing the number of students who pass the exam by the number of graduates who take the reported licensing exam.

Student's Initials: _____ Date: _____

License Examination Passage Rates (continually administered examinations)

Calendar Year	Number of Students Taking Exam¹	Number Who Passed First Exam Taken²	Number Who Failed First Exam Taken	Passage Rate³
2013		NOT REQUIRED		
2014		NOT REQUIRED		

¹Number of Students Taking Exam is the number of students who completed the program within 150% of the published program length and who took the exam in the reported calendar year for the first time.

²Number Who Passed First Exam Taken is the number of students who took and passed the licensing exam in the reported calendar year on the first attempt.

³Passage Rate is calculated by dividing the number of graduates who pass the exam the first time that they take it by the number of graduates who took the licensing exam for the first time after completion of the program.

Student's Initials: _____ Date: _____



School Performance Fact Sheet
2013 & 2014 Calendar Years

Associate of Science Degree- Medical Massage Therapy (1155 Hours)

Salary and Wage Information (includes data for the two calendar years prior to reporting)

Calendar Year	Graduates Available for Employment ¹	Graduates Employed in Field ²	Annual Salary and Wages Reported Graduates Employed in the Field ³				
			\$15,000 to \$20,000	\$20,001 to \$25,000	\$25,001 to \$30,000	\$30,001 to \$35,000	Students not Reporting Salary
2013	23	19	9	1	1	4	3
2014	15	11	0	0	0	6	5

¹“Graduates available for employment” means the number of graduates minus the number of graduates unavailable for employment. Graduates unavailable for employment means graduates who, after graduation, die, become incarcerated, are called to active military duty, are international students that leave the United

States or do not have a visa allowing employment in the United States, or are continuing their education in an accredited or bureau-approved postsecondary institution.

²“Graduates employed in the field” means graduates who are gainfully employed within six months of graduation in a position for which the skills obtained through the education and training provided by the institution are required or provided a significant advantage to the graduate in obtaining the position.

³Salary is as reported by the student. Not all graduates reported salary.

Salary and wage determination is completed through interview, follow-up and survey of the institutions alumni, and uses occupational employment statistics provided through research located at:

<http://www.bls.gov/oes/current/oes319011.htm> The May 2014 hourly mean was reported at \$20.23 per hour.

Business professionals who hire the school’s students and graduates also provide average information through employer call follow-up’s and advisory board meetings. Not all graduates reported salary.

Student’s Initials: _____ Date: _____

Student Loan Information

The most recent three-year cohort default rate reported by the U.S. Department of Education for this institution is 0.00%.

The percentage of the students who attended this institution in 2014, who received federal student loans to help pay their cost of education at the school was 88%.

**Only institutions that participate in federal financial aid programs are required to report loan information.*



School Performance Fact Sheet

2013 & 2014 Calendar Years

Associate of Science Degree- Medical Massage Therapy (1155 Hours)

Student's Initials: _____ Date: _____

This fact sheet is filed with the Bureau for Private Postsecondary Education. Regardless of any information you may have relating to completion rates, placement rates, starting salaries, or license exam passage rates, this fact sheet contains the information as calculated pursuant to state law.

Any questions a student may have regarding this fact sheet that have not been satisfactorily answered by the institution may be directed to the Bureau for Private Postsecondary Education at: P.O. Box 980818, West Sacramento, CA 95798-0818, www.bppe.ca.gov, P: 888.370.7589 or 916.431.6959, F: 916.263.1897.

I have read and understand this School Performance Fact Sheet. The School Performance Fact Sheet was reviewed and discussed with a school official prior to signing an enrollment agreement.

Student Name - Print

Student Signature

Date

School Official

Date



School Performance Fact Sheet

2013 & 2014 Calendar Years

Diploma- Professional Massage Therapy (600 Hours)

On Time Completion Rates (includes data for the two calendar years prior to reporting)

Calendar Year	Number of Students Who Began Program ¹	Students Available for Graduation ²	Graduates ³	Completion Rate ⁴
2013	5	4	4	100%
2014	1	1	1	100%

Students Completing After Published Program Length (101-150% Completion Rate)

Calendar Year	Number of Students Who Began Program ¹	Students Available for Graduation ²	150% Graduates ⁵	150% Completion Rate ⁶
2013	0	0	0.00%	0.00%
2014	0	0	0.00%	0.00%

¹“Number of Students Who Began Program” is the number of students who began the program who are scheduled to complete the program within the reporting calendar year.

²“Students available for graduation” is the number of students who began program minus the number of “Students unavailable for graduation,” which means those students who have died, been incarcerated, or called to active military duty.


³“Graduates” is the number of students who completed the program within 100% of the published program length.

⁴“Completion Rate” is the number of Graduates divided by the Number of Students Available for Graduation.

⁵“150% Graduates” is the number of students who completed the program within 101-150% of the published program length.

⁶“150% Completion Rate” is the number of students who completed the program in the reported calendar year within 101-150% of the published program length divided by the Number of Students Available for Graduation in the published program length period.

Student's Initials: _____ Date: _____



School Performance Fact Sheet
2013 & 2014 Calendar Years

Diploma- Professional Massage Therapy (600 Hours)

Placement Rates (includes data for the two calendar years prior to reporting)

Calendar Year	Number of Students Who Began Program ¹	Number of Graduates ²	Graduates Available for Employment ³	Graduates Employed in the Field ⁴	Placement Rate Employed in the Field ⁵	Graduates Employed in the Field an average of less than 32 hours per week	Graduates Employed in the Field at least 32 hours per week
2013	5	4	4	1	25%	0	0
2014	1	1	1	1	100%	0	1

¹“Number of Students Who Began Program” means the number of students who began the program who are scheduled to complete the program within the reporting calendar year.

²“Number of Graduates” is the number of students who have completed the program within 100% of the published program length.

³“Graduates available for employment” means the number of graduates minus the number of graduates unavailable for employment. “Graduates unavailable for employment” means the graduates who, after graduation, die, become incarcerated, are called to active military duty, are international students that leave the United States or do not have a visa allowing employment in the United States, or are continuing their education in an accredited or bureau-approved postsecondary institution.

⁴“Graduates employed in the field” means graduates who are gainfully employed in a single position for which the institution represents the program prepares its graduates within six months after a student completes the applicable educational program. For occupations for which the state requires passing an examination, the period of employment shall begin within six months of the announcement of the examination results for the first examination available after a student completes an applicable educational program.

⁵“Placement Rate is calculated by dividing the number of graduates gainfully employed in the field by the number of graduates available for employment.

A list of employment positions determined to be within the field for which a student received education and training for the calculation of job placement rates, is maintained in the school's business office and with admissions personnel. Employment positions are provided by the graduates gathered through placement services.



School Performance Fact Sheet

2013 & 2014 Calendar Years

Diploma- Professional Massage Therapy (600 Hours)

Student's Initials: _____ Date: _____

Examination Passage Rates (for licensure examinations not continuously administered)

Number of Students Taking Exam ¹	Exam Date ²	Number Who Passed Exam	Number Who Failed Exam	Passage Rate ³
2013		NOT REQUIRED		
2014		NOT REQUIRED		

¹Number of Students Taking Exam is the number of students who completed the program within 150% of published program length and for whom the reported exam is the first exam that was available after their completion of the program.

²Exam Date is the date for the first available exam after the students completed the program.

³Passage Rate is calculated by dividing the number of students who pass the exam by the number of graduates who take the reported licensing exam.

Student's Initials: _____ Date: _____

License Examination Passage Rates (continually administered examinations)

Calendar Year	Number of Students Taking Exam ¹	Number Who Passed First Exam Taken ²	Number Who Failed First Exam Taken	Passage Rate ³
2013		NOT REQUIRED		
2014		NOT REQUIRED		

¹Number of Students Taking Exam is the number of students who completed the program within 150% of the published program length and who took the exam in the reported calendar year for the first time.

²Number Who Passed First Exam Taken is the number of students who took and passed the licensing exam in the reported calendar year on the first attempt.

³Passage Rate is calculated by dividing the number of graduates who pass the exam the first time that they take it by the number of graduates who took the licensing exam for the first time after completion of the program.

Student's Initials: _____ Date: _____



School Performance Fact Sheet

2013 & 2014 Calendar Years

Diploma- Professional Massage Therapy (600 Hours)

Salary and Wage Information (includes data for the two calendar years prior to reporting)

Calendar Year	Graduates Available for Employment ¹	Graduates Employed in Field ²	Annual Salary and Wages Reported Graduates Employed in the Field ³				
			\$15,000 to \$20,000	\$20,001 to \$25,000	\$25,001 to \$30,000	\$30,001 to \$35,000	Students not Reporting Salary
2013	4	1	0	0	0	0	1
2014	1	1	0	0	0	1	0

¹“Graduates available for employment” means the number of graduates minus the number of graduates unavailable for employment. Graduates unavailable for employment means graduates who, after graduation, die, become incarcerated, are called to active military duty, are international students that leave the United

States or do not have a visa allowing employment in the United States, or are continuing their education in an accredited or bureau-approved postsecondary institution.


²“Graduates employed in the field” means graduates who are gainfully employed within six months of graduation in a position for which the skills obtained through the education and training provided by the institution are required or provided a significant advantage to the graduate in obtaining the position.

³Salary is as reported by the student. Not all graduates reported salary.

Salary and wage determination is completed through interview, follow-up and survey of the institutions alumni, and uses occupational employment statistics provided through research located at: <http://www.bls.gov/oes/current/oes319011.htm> The May 2014 hourly mean was reported at \$20.23 per hour. Business professionals who hire the school’s students and graduates also provide average information through employer call follow-up’s and advisory board meetings. Not all graduates reported salary.

Student’s Initials: _____ Date: _____

Student Loan Information



School Performance Fact Sheet
2013 & 2014 Calendar Years

Diploma- Professional Massage Therapy (600 Hours)

The most recent three-year cohort default rate reported by the U.S. Department of Education for this institution is 0.00%.

The percentage of the students who attended this institution in 2014, who received federal student loans to help pay their cost of education at the school was 88%.

**Only institutions that participate in federal financial aid programs are required to report loan information.*

Student's Initials: _____ Date: _____

This fact sheet is filed with the Bureau for Private Postsecondary Education. Regardless of any information you may have relating to completion rates, placement rates, starting salaries, or license exam passage rates, this fact sheet contains the information as calculated pursuant to state law.

Any questions a student may have regarding this fact sheet that have not been satisfactorily answered by the institution may be directed to the Bureau for Private Postsecondary Education at: P.O. Box 980818, West Sacramento, CA 95798-0818, www.bppe.ca.gov, P: 888.370.7589 or 916.431.6959, F: 916.263.1897.

I have read and understand this School Performance Fact Sheet. The School Performance Fact Sheet was reviewed and discussed with a school official prior to signing an enrollment agreement.


Student Name - Print

Student Signature

Date

School Official

Date



School Performance Fact Sheet

2013 & 2014 Calendar Years

Certificate- Instructor Course (105 Clock Hours)

On Time Completion Rates (includes data for the two calendar years prior to reporting)

Calendar Year	Number of Students Who Began Program ¹	Students Available for Graduation ²	Graduates ³	Completion Rate ⁴
2013	1	0	0	0.00%
2014	0	0	0	0.00%

Students Completing After Published Program Length (101-150% Completion Rate)

Calendar Year	Number of Students Who Began Program ¹	Students Available for Graduation ²	150% Graduates ⁵	150% Completion Rate ⁶
2013	0	0	0	0.00%
2014	0	1	1	100%

¹“Number of Students Who Began Program” is the number of students who began the program who are scheduled to complete the program within the reporting calendar year.

²“Students available for graduation” is the number of students who began program minus the number of “Students unavailable for graduation,” which means those students who have died, been incarcerated, or called to active military duty.


³“Graduates” is the number of students who completed the program within 100% of the published program length.

⁴“Completion Rate” is the number of Graduates divided by the Number of Students Available for Graduation.

⁵“150% Graduates” is the number of students who completed the program within 101-150% of the published program length.

⁶“150% Completion Rate” is the number of students who completed the program in the reported calendar year within 101-150% of the published program length divided by the Number of Students Available for Graduation in the published program length period.

Student's Initials: _____ Date: _____



School Performance Fact Sheet

2013 & 2014 Calendar Years

Certificate- Instructor Course (105 Clock Hours)

Placement Rates (includes data for the two calendar years prior to reporting)

Calendar Year	Number of Students Who Began Program ¹	Number of Graduates ²	Graduates Available for Employment ³	Graduates Employed in the Field ⁴	Placement Rate Employed in the Field ⁵	Graduates Employed in the Field an average of less than 32 hours per week	Graduates Employed in the Field at least 32 hours per week
2013	1	0	0	0	0	0	0
2014	0	1	1	1	100%	0	1

¹“Number of Students Who Began Program” means the number of students who began the program who are scheduled to complete the program within the reporting calendar year.

²“Number of Graduates” is the number of students who have completed the program within 100% of the published program length.


³“Graduates available for employment” means the number of graduates minus the number of graduates unavailable for employment. “Graduates unavailable for employment” means the graduates who, after graduation, die, become incarcerated, are called to active military duty, are international students that leave the United States or do not have a visa allowing employment in the United States, or are continuing their education in an accredited or bureau-approved postsecondary institution.

⁴“Graduates employed in the field” means graduates who are gainfully employed in a single position for which the institution represents the program prepares its graduates within six months after a student completes the applicable educational program. For occupations for which the state requires passing an examination, the period of employment shall begin within six months of the announcement of the examination results for the first examination available after a student completes an applicable educational program.

⁵“Placement Rate is calculated by dividing the number of graduates gainfully employed in the field by the number of graduates available for employment.

A list of employment positions determined to be within the field for which a student received education and training for the calculation of job placement rates, is maintained in the school's business office and with admissions personnel. Employment positions are provided by the graduates gathered through placement services.

Student's Initials: _____ Date: _____



School Performance Fact Sheet

2013 & 2014 Calendar Years

Certificate- Instructor Course (105 Clock Hours)

Examination Passage Rates (for licensure examinations not continuously administered)

Number of Students Taking Exam¹	Exam Date²	Number Who Passed Exam	Number Who Failed Exam	Passage Rate³
2013		NOT REQUIRED		
2014		NOT REQUIRED		

¹Number of Students Taking Exam is the number of students who completed the program within 150% of published program length and for whom the reported exam is the first exam that was available after their completion of the program.

²Exam Date is the date for the first available exam after the students completed the program.

³Passage Rate is calculated by dividing the number of students who pass the exam by the number of graduates who take the reported licensing exam.

Student's Initials: _____ Date: _____

License Examination Passage Rates (continually administered examinations)


Calendar Year	Number of Students Taking Exam¹	Number Who Passed First Exam Taken²	Number Who Failed First Exam Taken	Passage Rate³
2013		NOT REQUIRED		
2014		NOT REQUIRED		

¹Number of Students Taking Exam is the number of students who completed the program within 150% of the published program length and who took the exam in the reported calendar year for the first time.

²Number Who Passed First Exam Taken is the number of students who took and passed the licensing exam in the reported calendar year on the first attempt.

³Passage Rate is calculated by dividing the number of graduates who pass the exam the first time that they take it by the number of graduates who took the licensing exam for the first time after completion of the program.

Student's Initials: _____ Date: _____



School Performance Fact Sheet
2013 & 2014 Calendar Years
Certificate- Instructor Course (105 Clock Hours)

Salary and Wage Information (includes data for the two calendar years prior to reporting)

Calendar Year	Graduates Available for Employment ¹	Graduates Employed in Field ²	Annual Salary and Wages Reported Graduates Employed in the Field ³				
			\$15,000 to \$20,000	\$20,001 to \$25,000	\$25,001 to \$30,000	\$30,001 to \$35,000	Students not Reporting Salary
2013	0	0	0	0	0	0	0
2014	1	1	0	0	0	1	1

¹“Graduates available for employment” means the number of graduates minus the number of graduates unavailable for employment. Graduates unavailable for employment means graduates who, after graduation, die, become incarcerated, are called to active military duty, are international students that leave the United

States or do not have a visa allowing employment in the United States, or are continuing their education in an accredited or bureau-approved postsecondary institution.

²“Graduates employed in the field” means graduates who are gainfully employed within six months of graduation in a position for which the skills obtained through the education and training provided by the institution are required or provided a significant advantage to the graduate in obtaining the position.

³Salary is as reported by the student. Not all graduates reported salary.


Salary and wage determination is completed through interview, follow-up and survey of the institutions alumni, and uses occupational employment statistics provided through research located at: <http://www.bls.gov/oes/current/oes319011.htm> The May 2014 hourly mean was reported at \$20.23 per hour. Business professionals who hire the school's students and graduates also provide average information through employer call follow-up's and advisory board meetings. Not all graduates reported salary.

Student's Initials: _____ Date: _____

Student Loan Information

The most recent three-year cohort default rate reported by the U.S. Department of Education for this institution is 0.00%.

The percentage of the students who attended this institution in 2014 who received federal student loans to help pay their cost of education at the school was approximately 88%.



School Performance Fact Sheet
2013 & 2014 Calendar Years
Certificate- Instructor Course (105 Clock Hours)

**Only institutions that participate in federal financial aid programs are required to report loan information.*

Student's Initials: _____ Date: _____

This fact sheet is filed with the Bureau for Private Postsecondary Education. Regardless of any information you may have relating to completion rates, placement rates, starting salaries, or license exam passage rates, this fact sheet contains the information as calculated pursuant to state law.

Any questions a student may have regarding this fact sheet that have not been satisfactorily answered by the institution may be directed to the Bureau for Private Postsecondary Education at: P.O. Box 980818, West Sacramento, CA 95798-0818, www.bppe.ca.gov, P: 888.370.7589 or 916.431.6959, F: 916.263.1897.

I have read and understand this School Performance Fact Sheet. The School Performance Fact Sheet was reviewed and discussed with a school official prior to signing an enrollment agreement.


Student Name - Print

Student Signature

Date

School Official

Date



School Performance Fact Sheet

2013 & 2014 Calendar Years

Diploma- Clinical Medical Assistant (905 Hours)

On Time Completion Rates (includes data for the two calendar years prior to reporting)

Calendar Year	Number of Students Who Began Program ¹	Students Available for Graduation ²	Graduates ³	Completion Rate ⁴
2013	New Program	0	0	0
2014	0	0	0.00%	0.00%

Students Completing After Published Program Length (101-150% Completion Rate)

Calendar Year	Number of Students Who Began Program ¹	Students Available for Graduation ²	150% Graduates ⁵	150% Completion Rate ⁶
2013	New Program	0	0	0
2014	0	0	0.00%	0.00%

¹“Number of Students Who Began Program” is the number of students who began the program who are scheduled to complete the program within the reporting calendar year.

²“Students available for graduation” is the number of students who began program minus the number of “Students unavailable for graduation,” which means those students who have died, been incarcerated, or called to active military duty.


³“Graduates” is the number of students who completed the program within 100% of the published program length.

⁴“Completion Rate” is the number of Graduates divided by the Number of Students Available for Graduation.

⁵“150% Graduates” is the number of students who completed the program within 101-150% of the published program length.

⁶“150% Completion Rate” is the number of students who completed the program in the reported calendar year within 101-150% of the published program length divided by the Number of Students Available for Graduation in the published program length period.

Student's Initials: _____ Date: _____



School Performance Fact Sheet

2013 & 2014 Calendar Years

Diploma- Clinical Medical Assistant (905 Hours)

Placement Rates (includes data for the two calendar years prior to reporting)

Calendar Year	Number of Students Who Began Program ¹	Number of Graduates ²	Graduates Available for Employment ³	Graduates Employed in the Field ⁴	Placement Rate Employed in the Field ⁵	Graduates Employed in the Field an average of less than 32 hours per week	Graduates Employed in the Field at least 32 hours per week
2013	New Program	0	0	0	0.00%	0	0
2014	0	0	0	0	0.00%	0	0

¹“Number of Students Who Began Program” means the number of students who began the program who are scheduled to complete the program within the reporting calendar year.

²“Number of Graduates” is the number of students who have completed the program within 100% of the published program length.


³“Graduates available for employment” means the number of graduates minus the number of graduates unavailable for employment. “Graduates unavailable for employment” means the graduates who, after graduation, die, become incarcerated, are called to active military duty, are international students that leave the United States or do not have a visa allowing employment in the United States, or are continuing their education in an accredited or bureau-approved postsecondary institution.

⁴“Graduates employed in the field” means graduates who are gainfully employed in a single position for which the institution represents the program prepares its graduates within six months after a student completes the applicable educational program. For occupations for which the state requires passing an examination, the period of employment shall begin within six months of the announcement of the examination results for the first examination available after a student completes an applicable educational program.

⁵“Placement Rate is calculated by dividing the number of graduates gainfully employed in the field by the number of graduates available for employment.

A list of employment opportunities for medical assisting within the surrounding areas of the institution is available in the school’s admission and placement offices.

Student’s Initials: _____ Date: _____



School Performance Fact Sheet

2013 & 2014 Calendar Years

Diploma- Clinical Medical Assistant (905 Hours)

Examination Passage Rates (for licensure examinations not continuously administered)

Number of Students Taking Exam ¹	Exam Date ²	Number Who Passed Exam	Number Who Failed Exam	Passage Rate ³
2013	New Program	NOT REQUIRED		
2014		NOT REQUIRED		

¹Number of Students Taking Exam is the number of students who completed the program within 150% of published program length and for whom the reported exam is the first exam that was available after their completion of the program.

²Exam Date is the date for the first available exam after the students completed the program.

³Passage Rate is calculated by dividing the number of students who pass the exam by the number of graduates who take the reported licensing exam.

Student's Initials: _____ Date: _____

License Examination Passage Rates (continually administered examinations)

Calendar Year	Number of Students Taking Exam ¹	Number Who Passed First Exam Taken ²	Number Who Failed First Exam Taken	Passage Rate ³
2013	New Program	NOT REQUIRED		
2014		NOT REQUIRED		

**If applicable: License examination passage data is not available from the state agency administering the examination.*

¹Number of Students Taking Exam is the number of students who completed the program within 150% of the published program length and who took the exam in the reported calendar year for the first time.

²Number Who Passed First Exam Taken is the number of students who took and passed the licensing exam in the reported calendar year on the first attempt.

³Passage Rate is calculated by dividing the number of graduates who pass the exam the first time that they take it by the number of graduates who took the licensing exam for the first time after completion of the program.

Student's Initials: _____ Date: _____



School Performance Fact Sheet
2013 & 2014 Calendar Years
Diploma- Clinical Medical Assistant (905 Hours)

Salary and Wage Information (includes data for the two calendar years prior to reporting)

Calendar Year	Graduates Available for Employment ¹	Graduates Employed in Field ²	Annual Salary and Wages Reported Graduates Employed in the Field ³				
			\$15,000 to \$20,000	\$20,001 to \$25,000	\$25,001 to \$30,000	\$30,001 to \$35,000	Students not Reporting Salary
2013	New Program	0	0	0	0	0	0
2014	0	0	0	0	0	0	0


¹“Graduates available for employment” means the number of graduates minus the number of graduates unavailable for employment. Graduates unavailable for employment means graduates who, after graduation, die, become incarcerated, are called to active military duty, are international students that leave the United

States or do not have a visa allowing employment in the United States, or are continuing their education in an accredited or bureau-approved postsecondary institution.

²“Graduates employed in the field” means graduates who are gainfully employed within six months of graduation in a position for which the skills obtained through the education and training provided by the institution are required or provided a significant advantage to the graduate in obtaining the position.

³Salary is as reported by the student. Not all graduates reported salary.

According to the Bureau of Labor Statistics medical assistants in the state of California has an average mean hourly rate of \$16.73, <http://www.bls.gov/oes/current/oes319092.htm> Students can discuss wage, salary and employment opportunities with the schools admissions and placement offices, and a list of additional resources can be provided. “This program is new. Therefore, the number of students who graduate, the number of students who are placed, or the starting salary you can earn after finishing the educational program are unknown at this time. Information regarding general salary and placement statistics may be available from government sources or from the institution, but is not equivalent to actual performance data.”



School Performance Fact Sheet
2013 & 2014 Calendar Years
Diploma- Clinical Medical Assistant (905 Hours)

Student's Initials: _____ Date: _____

Student Loan Information

The most recent three-year cohort default rate reported by the U.S. Department of Education for this institution is 0.00%.

The percentage of the students who attended this institution in 2014, who received federal student loans to help pay their cost of education at the school was 88%.

**Only institutions that participate in federal financial aid programs are required to report loan information.*

Student's Initials: _____ Date: _____

This fact sheet is filed with the Bureau for Private Postsecondary Education. Regardless of any information you may have relating to completion rates, placement rates, starting salaries, or license exam passage rates, this fact sheet contains the information as calculated pursuant to state law.

Any questions a student may have regarding this fact sheet that have not been satisfactorily answered by the institution may be directed to the Bureau for Private Postsecondary Education at: P.O. Box 980818, West Sacramento, CA 95798-0818, www.bppe.ca.gov, P: 888.370.7589 or 916.431.6959, F: 916.263.1897.

I have read and understand this School Performance Fact Sheet. The School Performance Fact Sheet was reviewed and discussed with a school official prior to signing an enrollment agreement.

Student Name - Print

Student Signature

Date

School Official

Date